



Poly DA Series

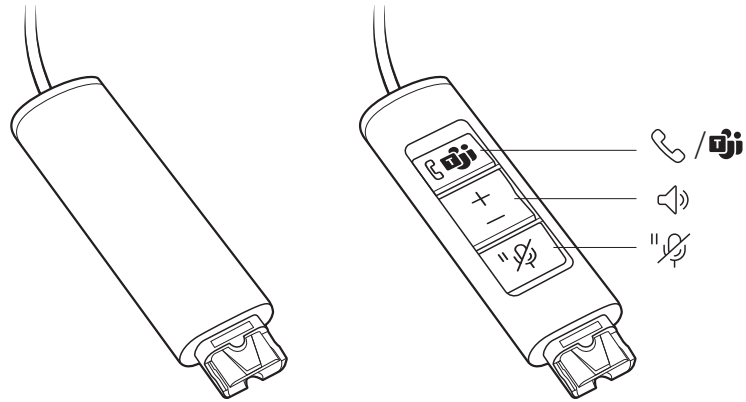
USB Audio Processor

User Guide

Contents




Overview	3
Standard LEDs and functions	3
Microsoft Teams LEDs and functions* (Teams model only)	3
Setup	5
Compatible headsets	5
Load software	5
Daily use	6
Make/take/end calls	6
Volume	6
Mute	6
Launch Microsoft Teams (Teams model only)	6
Troubleshooting	8
What's in the box	10
Support	11

Overview






NOTE The DA75 does not have any inline buttons. You must use your softphone interface to perform the tasks described here.

Standard LEDs and functions

Icons	Inline control	LEDs	Function
	Call button	Flashing green	Incoming call
		Solid green	On a call
	Volume up / down buttons		Increases / decreases the listening volume
	Mute / Hold button	Solid red	Headset muted
		Flashing red	Call on hold

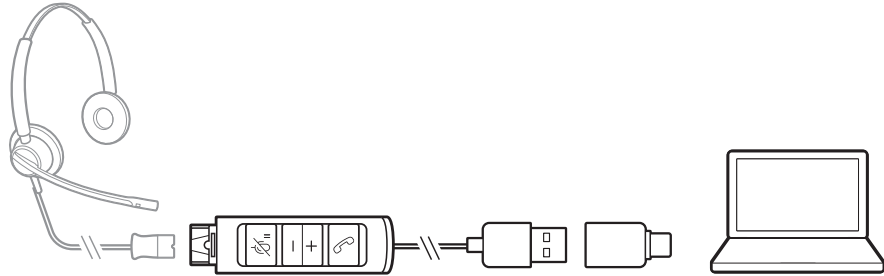
Microsoft Teams LEDs and functions* (Teams model only)

Icons	Inline control	LEDs	Function
	Call button / Microsoft Teams button	Solid purple	Headset connected; Microsoft Teams connected
		Flashing blue	Incoming call
		Solid blue	On a call
		Pulsing purple	Microsoft Teams notification
	Volume up / down buttons		Increases / decreases the listening volume
	Mute / Hold button	Solid red	Headset muted
		Flashing red	Call on hold

NOTE * Requires Microsoft Teams variant and application

Setup

Power on your DA Audio Processor by connecting it to your computer.



Compatible headsets

Your DA connects with any Poly/Plantronics EncorePro 300/500/700 Series or Legacy Quick Disconnect (QD) headset.

DA85-M models only For full Teams compatibility, connect to an EncorePro HW510 or HW520 headset.

Load software

Customize your device behavior through advanced settings and options with Poly Lens Desktop App. Some softphones require the installation of Poly software to enable device call control (answer/end and mute) functionality. Download: poly.com/lens.

NOTE Device settings are also available in Plantronics Hub Desktop App.

Update your Poly device

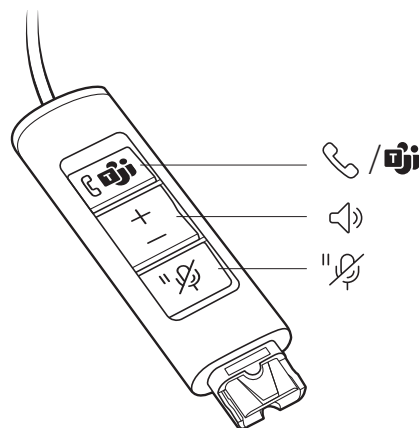
Keep your firmware and software up-to-date to improve performance and add new features to your Poly device.

Update your device using your computer with Poly Lens Desktop App. Download at poly.com/lens.

While updating:

- Do not use your Poly device until the update is complete.
- Do not start a second update from a second device.
- Do not stream media.
- Do not answer or place a call.

Daily use



NOTE The DA75 does not have any inline buttons. You must use your softphone interface to perform the tasks described here.

Make/take/end calls

Headset call control is a software feature and dependent on a compatible softphone. If you have not installed Poly Lens Desktop App (poly.com/software) or do not have a compatible softphone, press the headset call button first and then make/take/end the call using the softphone application.

Answer or end a call

Tap the Call button or use your softphone.

Make a call

Dial using your softphone application.

Hold

Press and hold the Hold button for 2 seconds to put a call on hold. The Hold LED flashes red.

Volume

Listening volume

Press the Volume up (+) or Volume down (-) button.

Adjust headset microphone volume (softphone)

Place a test softphone call and adjust softphone volume and PC sound volume accordingly.

Mute

During an active call, tap the Mute button to mute or unmute your headset.

Mute reminder

If mute reminder is on, an alert repeats when you speak to remind you that mute is activated. Customize your settings in Poly Lens Desktop App.

Launch Microsoft Teams (Teams model only)

Your device has a Teams button to quickly view and use the Microsoft Teams desktop app. The Teams button pulses when you have a meeting or notification.

- When not on a call, tap the Teams button to view Microsoft Teams app on your computer.
- When the Teams button LED pulses purple, tap to view your Teams notifications or meeting.

NOTE *Teams model and open Teams desktop application required. Teams mobile application is not supported.*

Troubleshooting

The headset audio is not working as expected when connected to my computer.

- Make sure the softphone you are using is supported by viewing poly.com/SoftphoneCompatibility.
- Ensure that only one softphone application is opened at a time.
- Be sure you have the Poly Lens Desktop App installed.
- For best performance, ensure your headset firmware is up-to-date. See [Update firmware](#).
- Ensure that the headset is the default sound device by going to your Sound Control Panel (Windows) or your Sound System Preferences (Mac).

I cannot hear the caller.

- Your DA audio processor is not set as the default audio device. Ensure that the DA (DA75/DA85) is the default sound device by going to your Sound Control Panel (Windows) or your Sound System Preferences (Mac).
- Listening volume is too low. Press the volume up button on the headset.

Callers cannot hear me.

- Headset is muted. Press the mute button on the DA to unmute the microphone.
- Headset microphone boom is aligned incorrectly. Align headset boom with your mouth.
- Your DA audio processor is not set as the default audio device. Ensure that the DA (DA75/DA85) is the default sound device by going to your Sound Control Panel (Windows) or your Sound System Preferences (Mac).

Sound in headset is distorted. I can hear echo in headset.

- Reduce speaking and/or listening volume on the computer using your softphone application.
- Headset microphone boom is aligned incorrectly. Align headset boom with your mouth.
- If the distortion is still present, lower the volume on the DA.

My headset stops responding to button presses.


- When a PC goes into standby or hibernation, the DA audio processor is no longer powered on. Be sure your PC is in an active state.

(Teams model only)
Microsoft Teams does not launch on desktop when I press the Teams button.

Microsoft Teams is not set as your target softphone. Change the target softphone in Poly Lens Desktop App.

(Teams model only)
Does my Microsoft Teams-enabled headset work with other softphones?

Yes, while your headset is optimized for Microsoft Teams, it can be configured to use with other supported softphones. Set your target phone with the Poly Lens Desktop App.

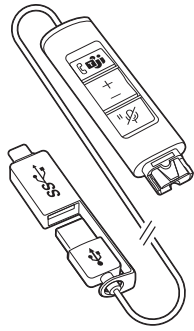
When you configure another softphone, the Call  button:

- doesn't interact with Teams
- doesn't go to Teams notifications

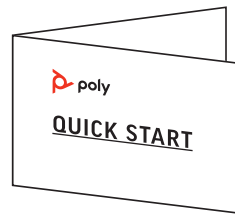
- will not launch Cortana
-

What's in the box

Contents may vary by product.



DA inline controller with
combined USB-A and USB-
C cable



Quick start guide

Support

NEED MORE HELP?

poly.com/support

Plantronics, Inc.

345 Encinal Street

Santa Cruz, CA 95060

United States

Plantronics B.V.

Scorpius 171

2132 LR Hoofddorp

Netherlands

© 2021 Plantronics, Inc. All rights reserved. Poly, the propeller design, and the Poly logo are trademarks of Plantronics, Inc. All other trademarks are the property of their respective owners. Manufactured by Plantronics, Inc.

Model ID: DA75, DA85, DA85-M

220141-06 06.21

