



Quality Changes The World

SFT125(T6016-8) SFT125C(T6016-8) SFT125C1(T6016-8)

SANY Tower Crane
三一重工塔式起重机












Better World Better SANY Crane

SANY CRANE

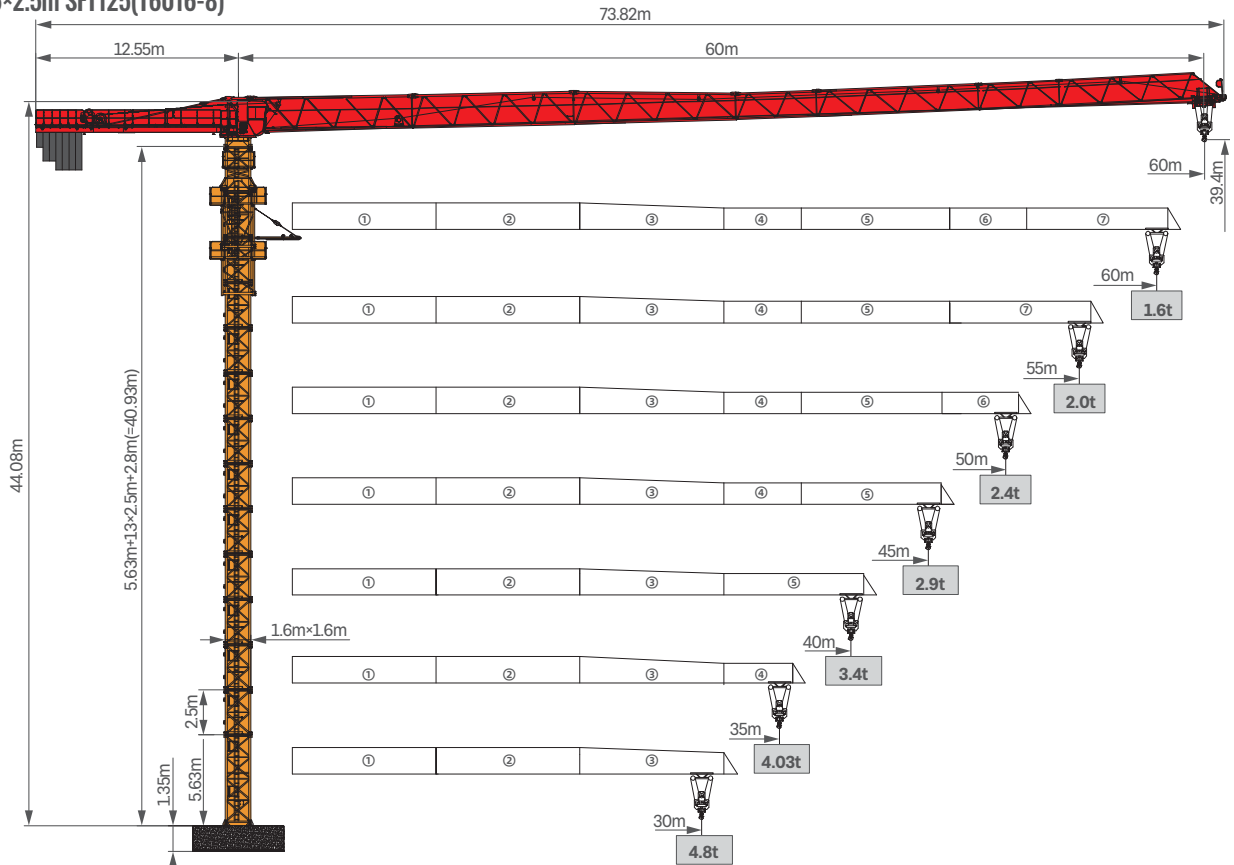


Description 说明页

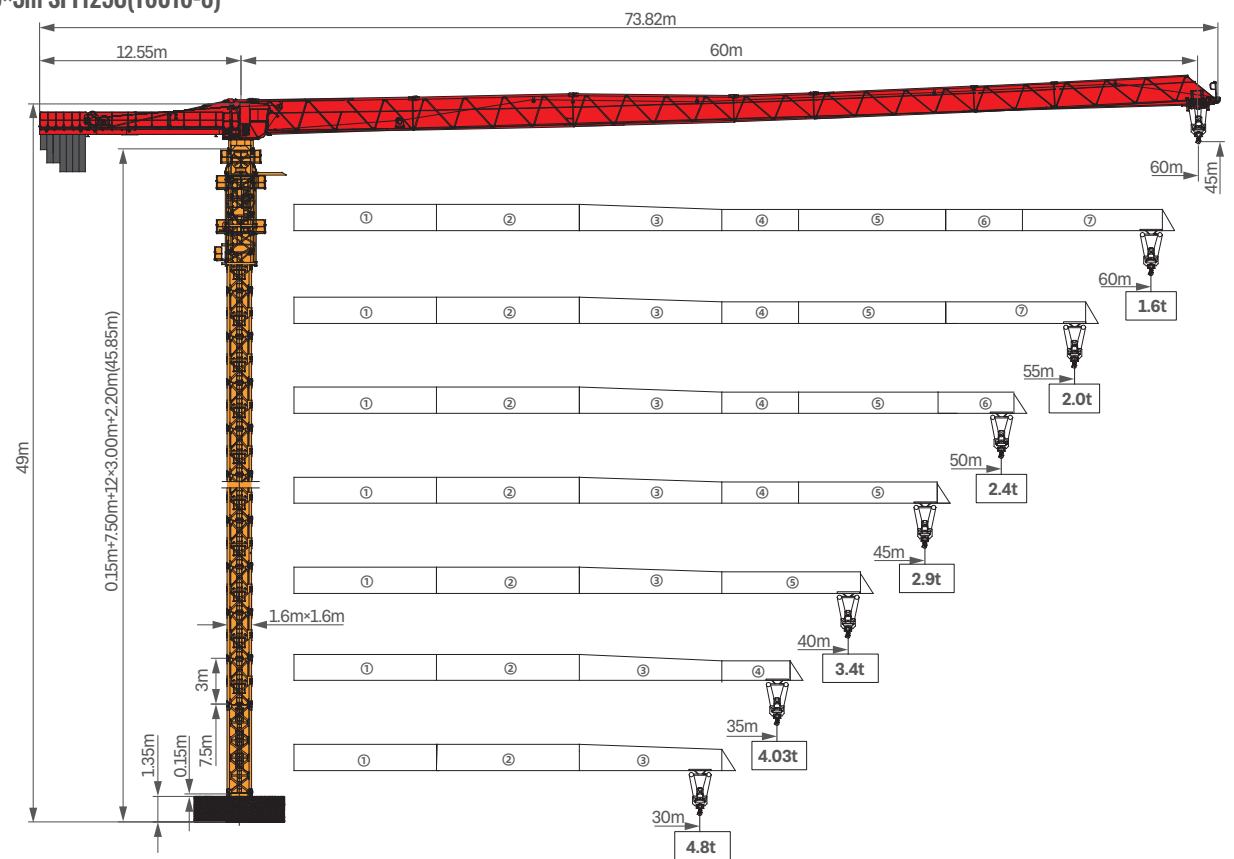
	English	中文
	Hoisting	起升
	Trolleying	变幅
	Slewing	回转
	Travelling	行走
	Power supply	电压
	Counterweight	配重块
	Counter-jib length	平衡臂长
	Jib length	起重臂长
	Total ballast weight	平衡重总重

Jib Length & Tip Load 臂长组合及吊重

1.6×1.6×2.5m SFT125(T6016-8)

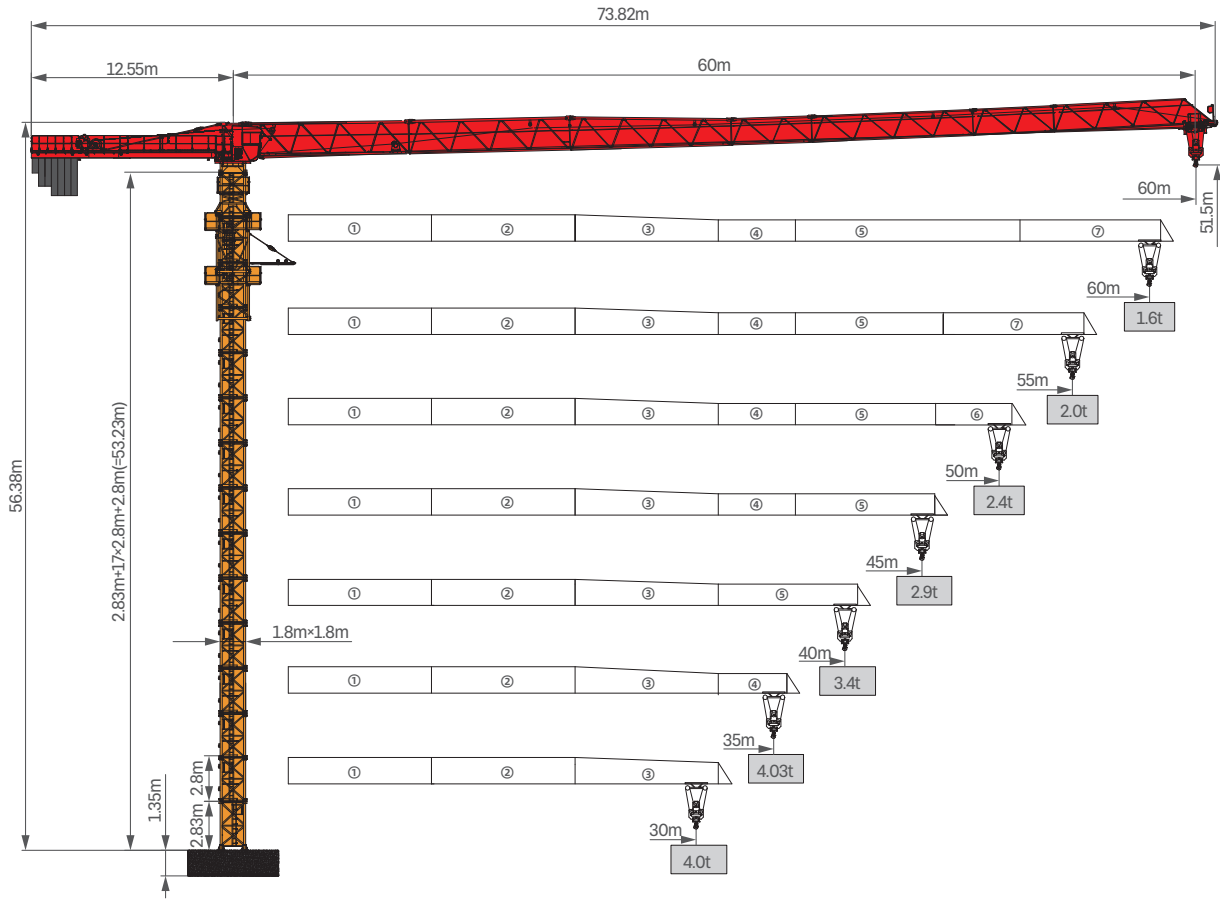


1.6×1.6×3m SFT125C(T6016-8)

















Jib Length & Tip Load 臂长组合及吊重






1.8×1.8×2.8m SFT125C1(T6016-8)



Load Diagrams 起重特性表

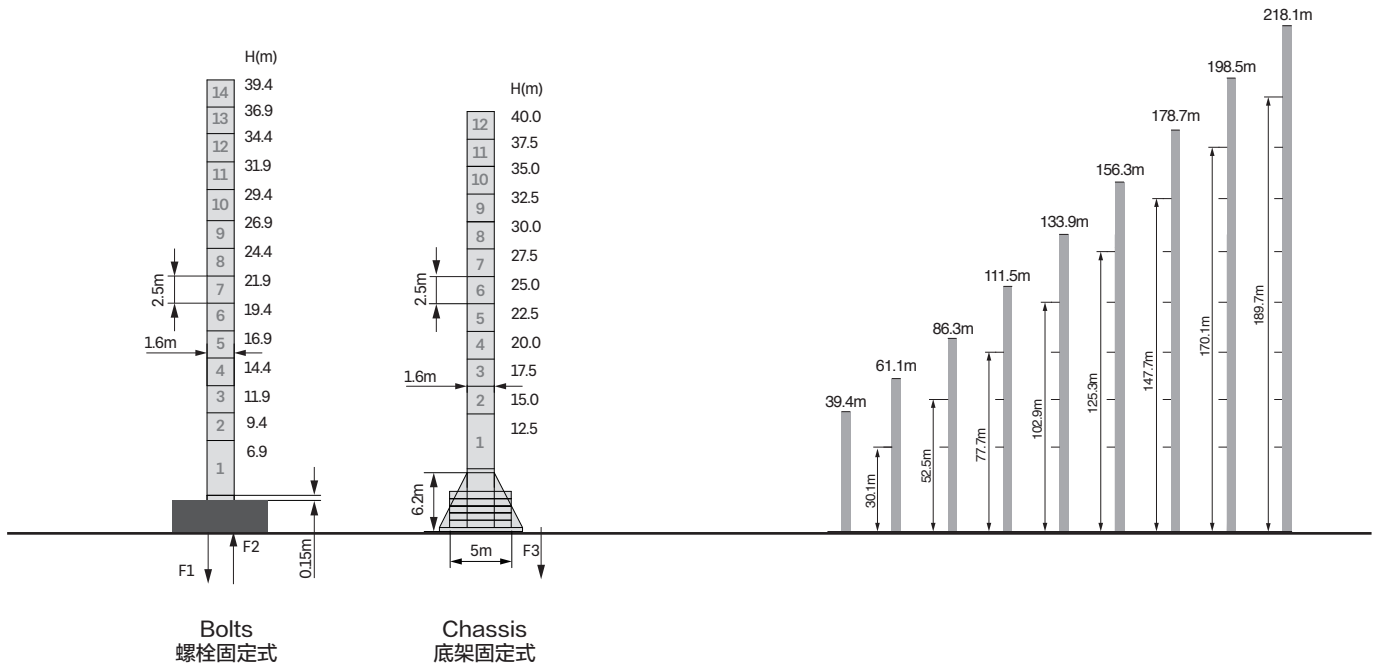
Range 幅度 (m)	Max. lifting capacity 最大起重重量	15	18	20	22	25	28	30	32	35	38	40	42	45	48	50	52	55	58	60	
60	 2.5-29.64/4t	4.00				3.94				3.65	3.27	2.95	2.76	2.60	2.37	2.18	2.06	1.96	1.81	1.68	1.60
	 2.5-16.23/8t	8.00	7.10	6.28	5.61	4.82	4.21	3.87	3.57	3.19	2.87	2.69	2.52	2.30	2.11	1.99	1.88	1.74	1.61	1.53	
55	 2.5-31.83/4t	4.00				3.98				3.57	3.22	3.03	2.85	2.61	2.40	2.27	2.16	2.00			
	 2.5-17.40/8t	8.00	7.70	6.81	6.10	5.25	4.59	4.22	3.90	3.49	3.15	2.95	2.77	2.53	2.32	2.20	2.08	1.93			
50	 2.5-33.18/4t	4.00				3.75				3.39	3.19	3.00	2.75	2.53	2.40						
	 2.5-18.12/8t	8.00	8.00	7.14	6.40	5.51	4.82	4.44	4.10	3.68	3.32	3.11	2.92	2.67	2.46	2.33					
45	 2.5-34.61/4t	4.00				3.95				3.57	3.36	3.16	2.90								
	 2.5-18.89/8t	8.00	8.00	7.49	6.71	5.79	5.06	4.67	4.32	3.87	3.50	3.28	3.09	2.83							
40	 2.5-34.98/4t	4.00				3.62				3.40											
	 2.5-19.08/8t	8.00	8.00	7.58	6.79	5.86	5.13	4.72	4.37	3.92	3.55	3.33									
35	 2.5-35.73/4t	4.00																			
	 2.5-19.49/8t	8.00	8.00	7.77	6.96	6.00	5.26	4.84	4.49	4.03											
30	 2.5-35.43/4t	4.00																			
	 2.5-19.32/8t	8.00	7.69	6.89	5.94	5.20	4.80														

Counter-jib Ballast 平衡臂及平衡重组合表

 (m)	 (m)	 (kg)	 (3000kg)	(2500kg)	 (1400kg)
60	12.55	18400	4	2	1
55	12.55	17000	4	2	0
50	12.55	17000	4	2	0
45	12.55	15400	3	2	1
40	12.55	14000	3	2	0
35	12.55	12900	3	1	1
30	12.55	11500	3	1	0

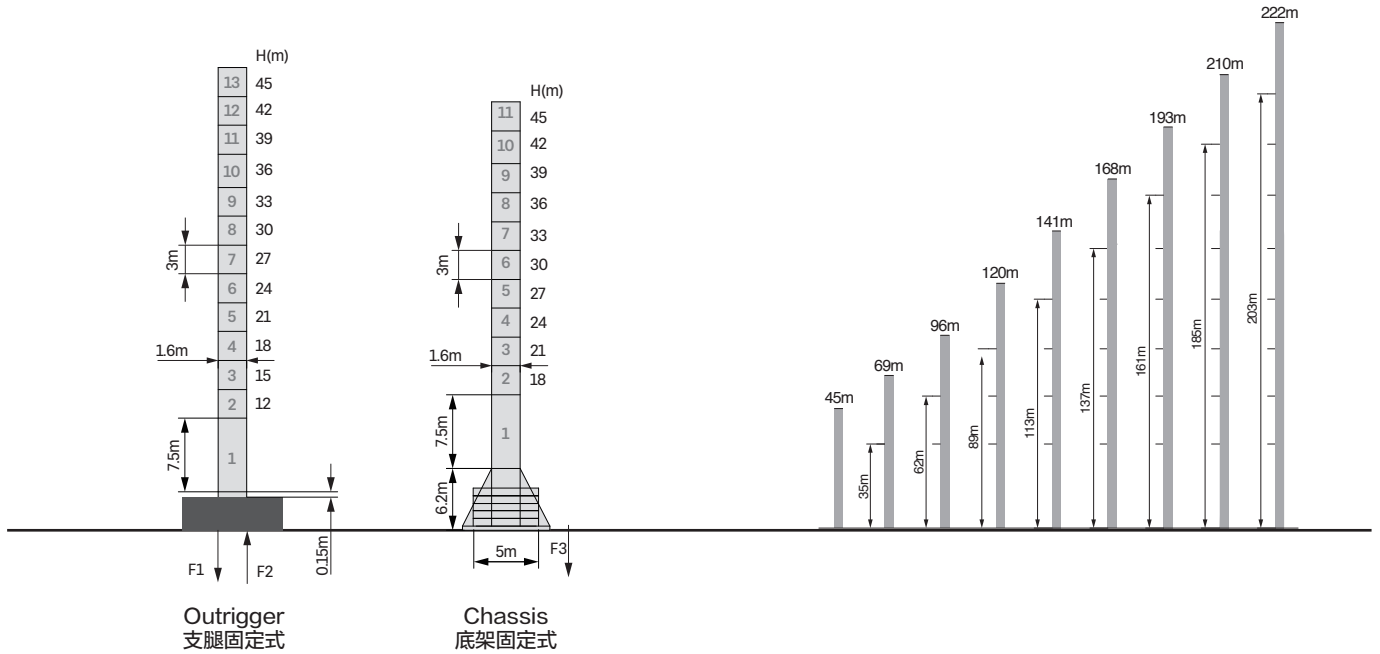
Masts 塔身

1.6*1.6*2.5m SFT125(T6016-8)



Anchorage 附着

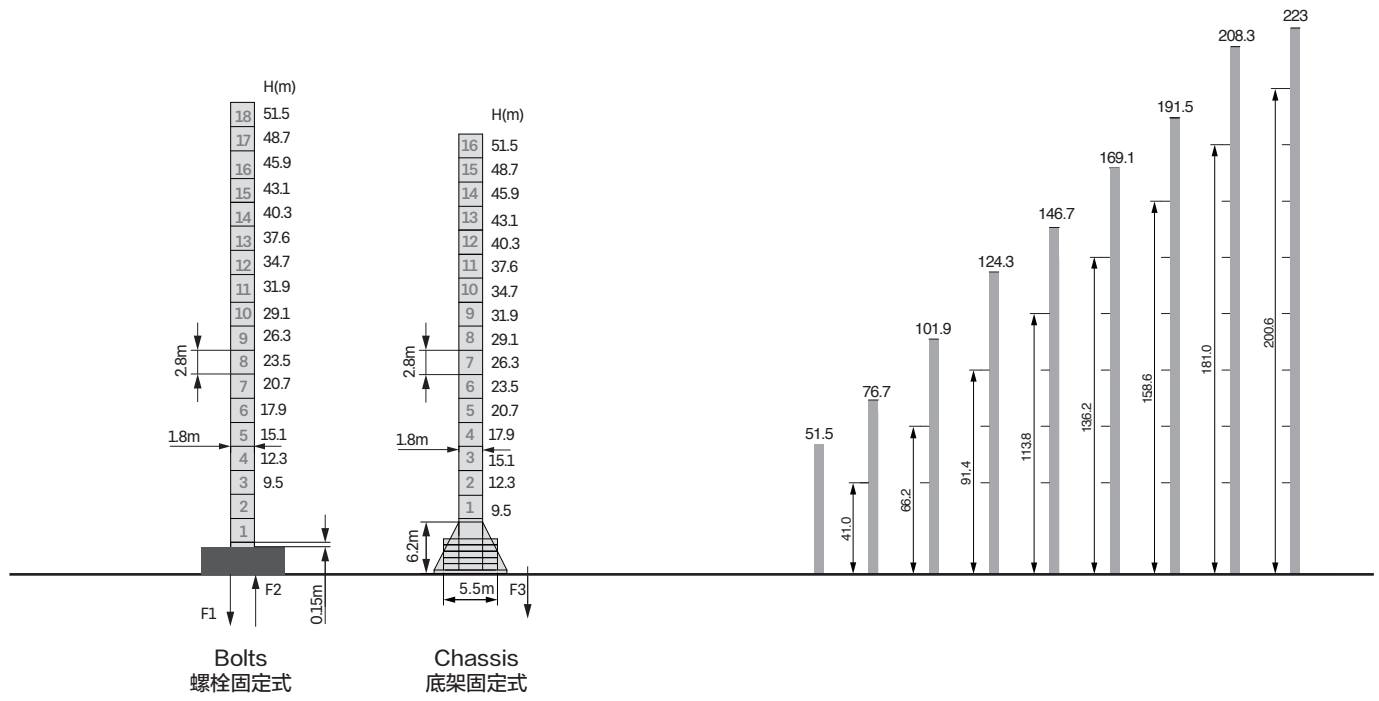
1.6*1.6*3m SFT125C(T6016-8)



Masts 塔身

1.8×1.8×2.8m SFT125C1(T6016-8)

Anchorage 附着



Flat-top Tower Crane
平头塔式起重机

Bolts 螺栓固定式

F1	Reactions in service 工作状态反力	113.6t
	Reactions out of service 非工作状态反力	116.7t
F2	Reactions out of service 工作状态反力	81.8t
	Reactions out of service 非工作状态反力	89.7t
Weight with max. free standing height and max. jib length(without ballast and load) 独立高度,最长起重臂时自重(不含平衡重、吊重、压重)		37.4t






Outrigger 支腿固定式

F1	Reactions in service 工作状态反力	113.48t
	Reactions out of service 非工作状态反力	111.08t
F2	Reactions out of service 工作状态反力	78.08t
	Reactions out of service 非工作状态反力	80.49t
Weight with max. free standing height and max. jib length(without ballast and load) 独立高度,最长起重臂时自重(不含平衡重、吊重、压重)		44.34t

Bolts 螺栓固定式

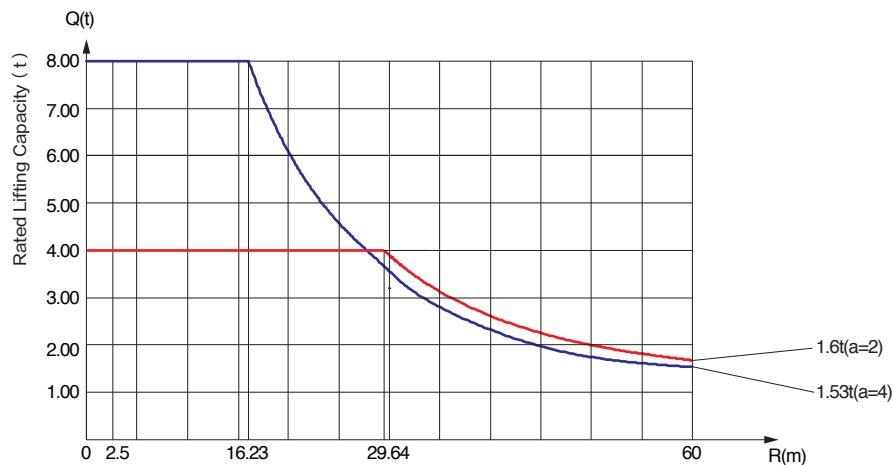
F1	Reactions in service 工作状态反力	101.9t
	Reactions out of service 非工作状态反力	156.3t
F2	Reactions out of service 工作状态反力	67.4t
	Reactions out of service 非工作状态反力	126.6t
Weight with max. free standing height and max. jib length(without ballast and load) 独立高度,最长起重臂时自重(不含平衡重、吊重、压重)		43.5t

Transmission Mechanisms 传动机构

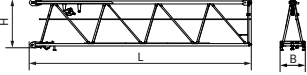
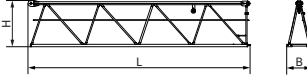
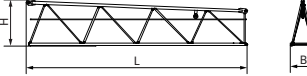

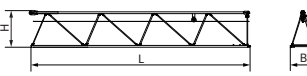
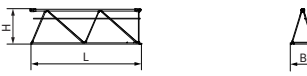
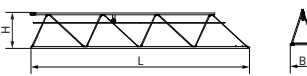

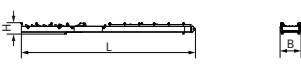
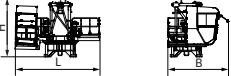


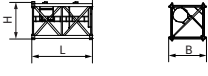
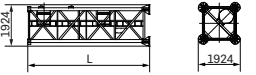
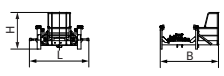

	Model 型号	Power 功率	Speed 速度
	YPWEF132S-4F1	2x4.0kW	0-0.6r/min
	SXJ33.62P	4.0kW	0-60m/min
	YZTPE-200L-6	30kW	0-90m/min
			
	380V(±10%), 50Hz		

Note: please contact the manufacturer when the working rope capacity is more than 460m
注: 工作绳容量大于 460m 时请与厂家联系

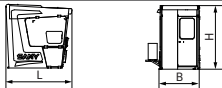
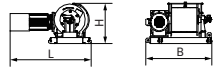
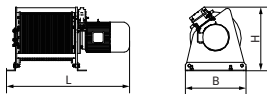
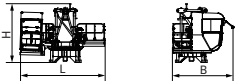
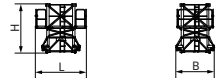
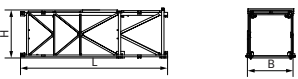
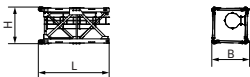
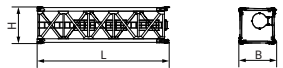
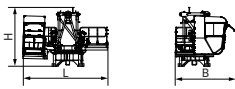
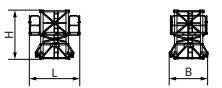
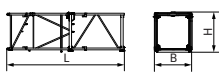
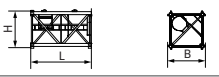

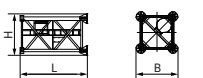
Load Curve 起重性能曲线图



Packing List 运输部件

NO. 序号	Description 名称	Sketch 简图	L(m) 长	B(m) 宽	H(m) 高	Weight of single piece 单件重量 (t)	Q.TY 数量
1	Jib section I 臂架 I		10.243	1.135	2.237	2.141	1
2	Jib section II 臂架 II		10.235	1.135	2.138	1.551	1
3	Jib section III 臂架 III		10.214	1.135	2.118	1.175	1
4	Jib section IV 臂架 IV		5.190	1.135	1.779	0.478	1
5	Jib section V 臂架 V		10.170	1.135	1.144	0.728	1
6	Jib section VI 臂架 VI		5.140	1.135	1.653	0.281	1
7	Jib section VII 臂架 VII		10.107	1.135	1.648	0.488	1
8	Front jib section 臂端节		0.719	1.295	1.371	0.091	1
9	Counter-jib section 平衡臂节		11.796	1.395	0.73	2.349	1
10	Slewing mechanism 回转总成 (1.6 × 1.6 × 2.5m bolts section)		4.866	3.493	3.064	5.082	1
11	Transition section assembly 过渡节总成 (1.6 × 1.6 × 2.5m bolts section)		2.915	2.209	2.828	1.372	1
12	Climbing frame 爬升架 (1.6 × 1.6 × 2.5m bolts section)		6.600	2.124	2.136	1.508	1
13	Standard section 标准节 (1.6 × 1.6 × 2.5m bolts section)		2.5	1.7	1.7	0.78	13
14	Basic section 基础节 (1.6 × 1.6 × 2.5m bolts section)		5.63	1.919	1.919	1.879	1
15	Trolley 小车		2.040	2.012	1.252	0.295	1
16	Hook 吊钩		1.055	0.254	1.538	0.296	1

Packing List 运输部件

NO. 序号	Description 名称	Sketch 简图	L(m) 长	B(m) 宽	H(m) 高	Weight of single piece 单件重量 (t)	Q.TY 数量
17	Cab 司机室		2.28	1.41	2.18	0.358	1
18	Hoisting mechanism 起升机构		1.815	1.510	0.929	1.750	1
19	Trolleying mechanism 变幅机构		1.108	0.560	0.579	0.262	1
20	Transition section assembly 回转总成 (1.6 × 1.6 × 3m fish tail standard section)		4.981	3.514	3.359	4.616	1
21	Trolleying mechanism 过渡节总成 (1.6 × 1.6 × 3m fish tail standard section)		3.129	2.424	2.830	1.410	1
22	Climbing frame 爬升架 (1.6 × 1.6 × 3m fish tail standard section)		6.79	2.31	2.32	2.271	1
23	Standard section 标准节 (1.6 × 1.6 × 3m fish tail standard section)		3.241	1.739	1.690	1.196	1
24	Basic section 基础节 (1.6 × 1.6 × 3m fish tail standard section)		7.740	1.739	1.690	2.63	1
25	Transition section assembly 回转总成 (1.8 × 1.8 × 2.8m bolts section)		5.138	3.493	3.361	5.188	1
26	Trolleying mechanism 过渡节总成 (1.8 × 1.8 × 2.8m bolts section)		3.129	2.424	2.830	1.410	1
27	Climbing frame 爬升架 (1.8 × 1.8 × 2.8m bolts section)		6.600	2.164	2.324	2.271	1
28	Standard section 标准节 (1.8 × 1.8 × 2.8m bolts section)		2.800	1.866	1.866	0.930	13
29	Reinforced section 加强节 (1.8 × 1.8 × 2.8m bolts section)		2.800	1.866	1.866	1.071	1
30	Basic section 基础节 (1.8 × 1.8 × 2.8m bolts section)		2.830	2.125	2.125	1.212	1



SANY GROUP CRANE BU

SANY Tower Crane Industrial Park, No.168 Jinzhou Avenue, Jinzhou Development Zone, Changsha City,
Hunan Province, P.R. China Zip 410600
Consulting sanycrane@sanygroup.com (Crane BU) / crd@sany.com.cn (IHQ)
After-sales Service 0086-400 6098 318

Reminder:

Any change in the technical parameters and configuration due to product modification or upgrade may occur without prior notice. The machine in the picture may include additional equipment. This brochure is for reference only, and goods in kind shall prevail.

Copyright at SANY. No part of this brochure may be copied or used for any purpose without written approval from SANY.

© Edited in September 2021

三一集团起重事业部

中国湖南长沙金洲开发区金洲大道 168 号 三一塔式起重机产业园 邮编: 410600
咨询: sanycrane@sanygroup.com (起重事业部) / crd@sany.com.cn (国际总部)
海外售后服务: 0086-400 6098 318

温馨提示:

由于技术不断更新, 技术参数及配置如有更改, 恕不另行通知。图中机器可能包括附加设备, 本画册仅供参考, 以实物为准。
版权为三一所有, 未经三一书面许可, 本画册任何内容不得被复制用于任何目的。

© 2021 年 9 月版

SANY CRANE |  |  | 

www.sanyglobal.com

