



Quality Changes The World

# SFT600(T8040-25)

SANY Tower Crane  
三一重工塔式起重机












- Max. jib length: 80.00m
- Max. lifting capacity: 25.00t
- Tip load at max. jib length: 4.00t

**Better World  
Better SANY Crane**

SANY CRANE

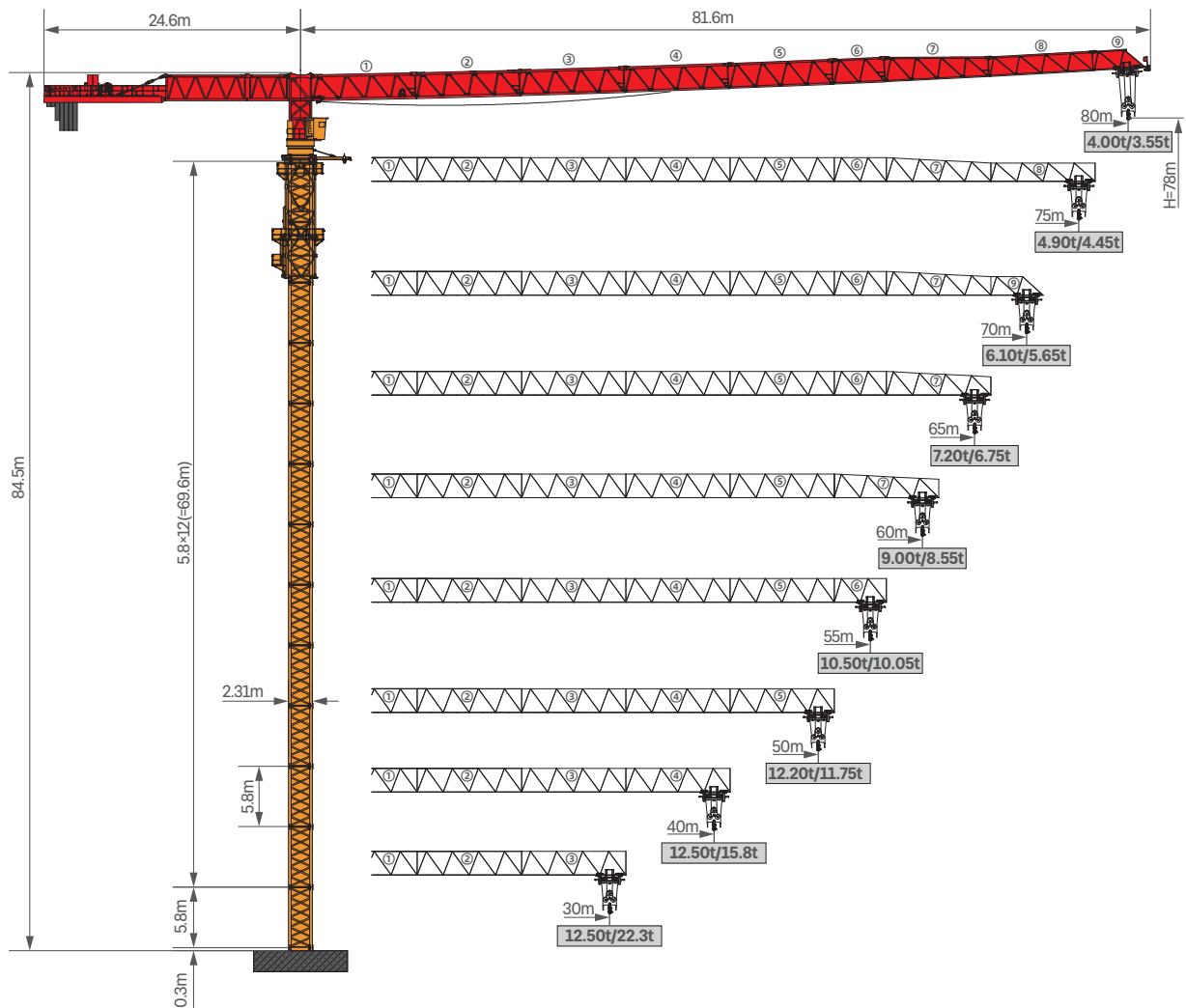


## Description 说明页

	English	中文
	Hoisting	起升
	Trolleying	变幅
	Slewing	回转
	Travelling	行走
	Power supply	电压
	Counterweight	配重块
	Counter-jib length	平衡臂长
	Jib length	起重臂长
	Total ballast weight	平衡重总重



# Jib Length & Tip Load 臂长组合及吊重



## Load Diagrams 起重特性表

Range 幅度 (m)	Max. lifting capacity 最大起重量	18	20	22	25	27	30	32	35	37	40	42	45	47
80	3.6-33.6m/12.5t				12.50				11.91	11.15	10.15	9.56	8.78	8.32
75	3.6-36.1m/12.5t				12.50					12.14	11.07	10.44	9.60	9.10
70	3.6-39.4m/12.5t				12.50						12.29	11.60	10.68	10.14
65	3.6-41.5m/12.5t				12.50							12.32	11.36	10.78
60	3.6-45.7m/12.5t				12.50			12.50						12.08
55	3.6-47.5m/12.5t				12.50			12.50						
50	3.6-49.0m/12.5t				12.50			12.50						
40	3.6-40.0m/12.5t				12.50									
30	3.6-30.0m/12.5t				12.50									

Range 幅度 (m)	Max. lifting capacity 最大起重量	50	52	55	57	60	62	65	67	70	72	75	77	80
80	3.6-33.6m/12.5t	7.69	7.31	6.80	6.48	6.05	5.79	5.42	5.19	4.88	4.68	4.41	4.24	4.00
75	3.6-36.1m/12.5t	8.43	8.02	7.46	7.13	6.66	6.38	5.98	5.74	5.40	5.19	4.90		
70	3.6-39.4m/12.5t	9.40	8.96	8.35	7.98	7.48	7.16	6.73	6.47	6.10				
65	3.6-41.5m/12.5t	10.01	9.54	8.90	8.51	7.98	7.65	7.20						
60	3.6-45.7m/12.5t	11.23	10.72	10.01	9.59	9.00								
55	3.6-47.5m/12.5t	11.77	11.23	10.50										
50	3.6-49.0m/12.5t	12.20												







  

Range 幅度 (m)	Max. lifting capacity 最大起重量	18	20	22	25	27	30	32	35	37	40	42	45	47
80	3.6-17.8m/25t	24.73	22.00	19.76	17.08	15.62	13.80	12.78	11.46	10.70	9.70	9.11	8.33	7.87
75	3.6-19.2m/25t	25.00	23.84	21.43	18.55	16.98	15.03	13.92	12.51	11.69	10.62	9.99	9.15	8.65
70	3.6-20.9m/25t	25.00	23.65	20.50	18.79	16.65	15.45	13.90	13.01	11.84	11.15	10.23	9.69	
65	3.6-22.0m/25t	25.00	21.71	19.91	17.66	16.39	14.76	13.83	12.59	11.87	10.91	10.33		
60	3.6-24.2m/25t	25.00	24.16	22.18	19.70	18.31	16.51	15.48	14.13	13.33	12.27	11.63		
55	3.6-25.2m/25t	25.00	23.17	20.59	19.14	17.28	16.20	14.79	13.97	12.86	12.20			
50	3.6-26.0m/25t	25.00	23.97	21.32	19.82	17.90	16.79	15.34	14.48	13.34	12.67			
40	3.6-26.7m/25t	25.00	24.66	21.93	20.40	18.43	17.29	15.80						
30	3.6-27.1m/25t	25.00	22.30											

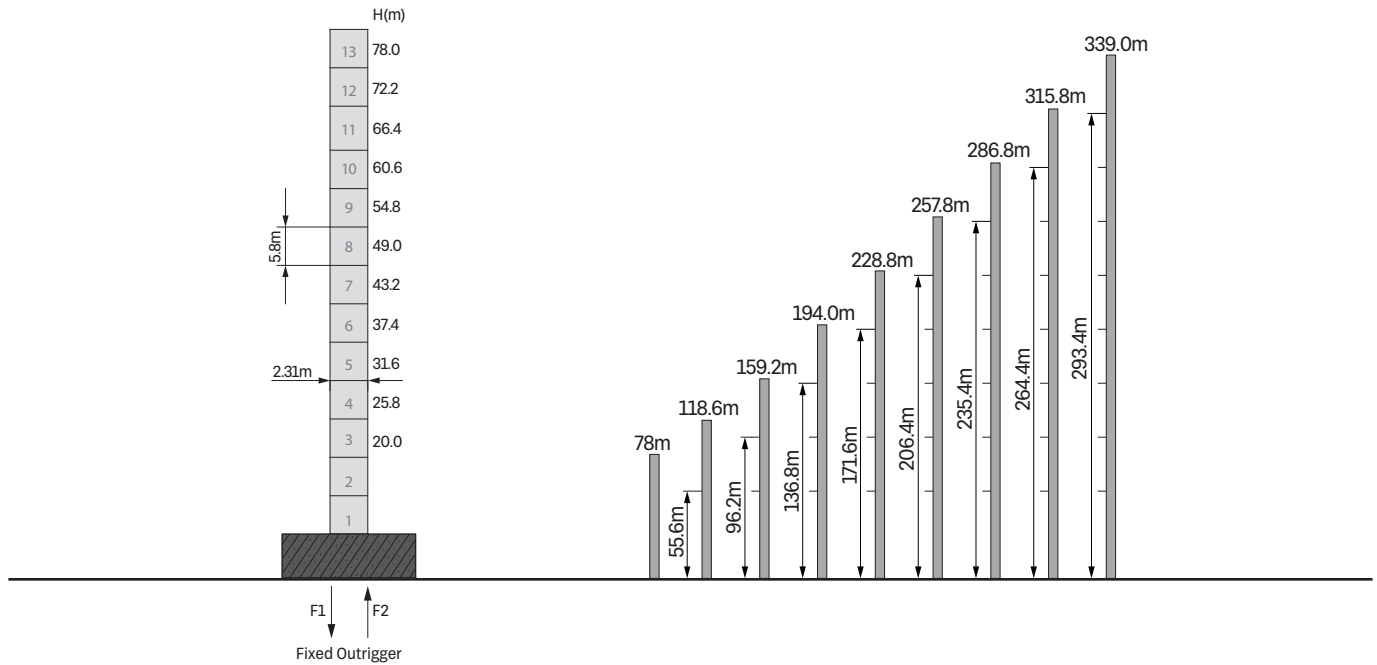
Range 幅度 (m)	Max. lifting capacity 最大起重量	50	52	55	57	60	62	65	67	70	72	75	77	80
80	3.6-17.8m/25t	7.24	6.86	6.35	6.03	5.60	5.34	4.97	4.74	4.43	4.23	3.96	3.79	3.55
75	3.6-19.2m/25t	7.98	7.57	7.01	6.68	6.21	5.93	5.53	5.29	4.95	4.74	4.45		
70	3.6-20.9m/25t	8.95	8.51	7.90	7.53	7.03	6.71	6.28	6.02	5.65				
65	3.6-22.0m/25t	9.56	9.09	8.45	8.06	7.53	7.20	6.75						
60	3.6-24.2m/25t	10.78	10.27	9.56	9.14	8.55								
55	3.6-25.2m/25t	11.32	10.78	10.05										
50	3.6-26.0m/25t	11.75												

## Counter-jib Ballast 平衡臂及平衡重组合表

 (m)	 (m)	 (kg)	 (6000kg)	 (4500kg)	 (4500kg)
80	23.5	32500	4	1	2
75	23.5	30500	4	1	1
70	23.5	28500	4	1	-
65	23.5	28500	4	1	-
60	23.5	26500	3	1	2
55	23.5	26000	4	-	1
50	19.5	32500	4	1	2
40	19.5	26000	4	-	1
30	19.5	20000	3	-	-

## Masts 塔身

## Anchorage 附着



### Fixed Outrigger 固定式

F1	Reactions in service 工作状态反力	286.7t
	Reactions out of service 非工作状态反力	384.2t
F2	Reactions out of service 工作状态反力	183.7t
	Reactions out of service 非工作状态反力	284.5t
Weight with max. free standing height and max. jib length (without ballast and load) 独立高度, 最长起重臂时自重 (不含平衡重、吊重、压重)		171t

## Transmission Mechanisms 传动机构


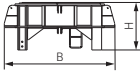
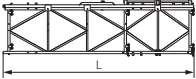















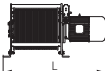

	Model 型号	Power 功率	Speed 速度
	QTHX150B-Z QTHX150B	3 × 7.5Kw	0-0.7r/min
	SXJ11.75P	11Kw	0-100m/min
	95LFV63B	95Kw	0-100m/min
	380V/440V (± 10%), 50Hz/60Hz		

Note: please contact the manufacturer when the working rope capacity is more than 695m  
注: 工作绳容量大于 695m 时请与厂家联系

## Packing List 运输部件

NO. 序号	Description 名称	Sketch 简图	L(m) 长	W(m) 宽	H(m) 高	Weight of single piece 单件重量 (t)	Q.TY 数量
1	Jib section I 臂架 I		10.35	1.98	2.54	7.77	1
2	Jib section II 臂架 II		10.35	1.48	2.54	6.27	1
3	Jib section III 臂架 III		10.37	1.46	2.52	4.32	1
4	Jib section IV 臂架 IV		10.35	1.46	2.53	3.24	1
5	Jib section V 臂架 V		10.34	1.46	2.47	2.74	1
6	Jib section VI 臂架 VI		5.33	1.46	2.45	1.12	1
7	Jib section VII 臂架 VII		10.29	1.46	2.43	1.68	1
8	Jib section VIII 臂架 VIII		10.23	1.46	1.95	1.29	1
9	Jib section IX 臂架 IX		5.15	1.46	1.91	0.45	1
10	Front jib section 臂尖节		0.95	1.71	1.47	0.25	1
11	Counter-jib section 1 平衡臂节 1		4.38	1.68	2.55	3.52	1
12	Counter-jib section 2 平衡臂节 2		8.35	2.06	2.55	5.45	1
13	Counter-jib section 3 平衡臂节 3		11.63	2.26	0.92	7.23	1
14	Slewing mast 回转塔身		6.43	1.58	2.69	7.24	1
15	Upper support 上支座		2.80	2.48	0.96	6.47	1

## Packing List 运输部件

NO. 序号	Description 名称	Sketch 简图		L(m) 长	W(m) 宽	H(m) 高	Weight of single piece 单件重量 (t)	Q.TY 数量
16	Lower bearing 下支座			2.53	3.05	1.31	5.13	1
17	Climbing frame 爬升架			11.52	3.18	3.38	12.40	1
18	Trolley 小车			2.81	2.49	1.40	0.95	1
19	Hook 吊钩			1.30	0.38	2.26	0.69	1
20	Standard section 标准节			5.80	2.31	2.31	5.63	12
21	Strengthen section 加强节			5.80	2.31	2.31	6.2	1
22	Foundation outrigger 预埋支腿			0.9	0.9	1.30	0.78	1
23	Cab 司机室			2.28	1.41	2.18	0.81	1
24	Hoisting mechanism(wire rope excluded) 起升结构 (不含钢丝绳)			3.64	2.75	1.77	4.00	1
25	Trolleying mechanism 变幅机构			1.53	0.64	0.71	0.55	1



## SANY GROUP CRANE BU

SANY Tower Crane Industrial Park, No.168 Jinzhou Avenue, Jinzhou Development Zone, Changsha City,  
Hunan Province, P.R. China Zip 410600  
Consulting [sanycrane@sanygroup.com](mailto:sanycrane@sanygroup.com) (Crane BU) / [crd@sany.com.cn](mailto:crd@sany.com.cn) (IHQ)  
After-sales Service 0086-400 6098 318

Reminder:

Any change in the technical parameters and configuration due to product modification or upgrade may occur without prior notice. The machine in the picture may include additional equipment. This brochure is for reference only, and goods in kind shall prevail.

Copyright at SANY. No part of this brochure may be copied or used for any purpose without written approval from SANY.

© Edited in March 2021

### 三一集团起重事业事业部

中国湖南长沙金洲开发区金洲大道 168 号 三一塔式起重机产业园 邮编: 410600  
咨询: [sanycrane@sanygroup.com](mailto:sanycrane@sanygroup.com) (起重事业事业部) / [crd@sany.com.cn](mailto:crd@sany.com.cn) (国际总部)  
海外售后服务: 0086-400 6098 318

温馨提示:

由于技术不断更新, 技术参数及配置如有更改, 恕不另行通知。图中机器可能包括附加设备, 本画册仅供参考, 以实物为准。  
版权为三一所有, 未经三一书面许可, 本画册任何内容不得被复制用于任何目的。

© 2021 年 3 月版

