



WI-PS518GH

**16FE+1GE+1Combo SFP Ports 48V
Economical Long Range PoE Switch
with 16-Port PoE
Data sheet**

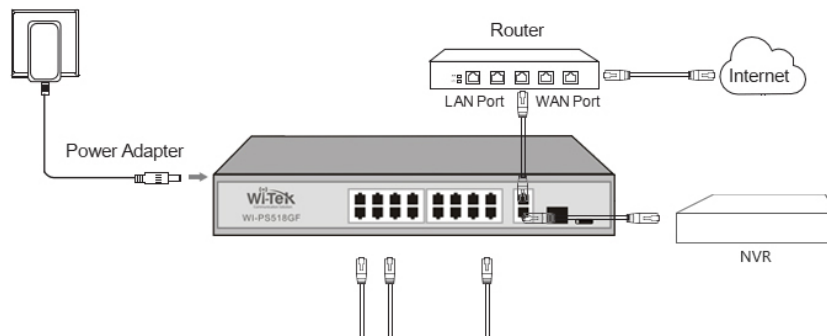
Highlights

- 16FE+1GE+1Combo SFP Ports with 16 PoE ports, 1GE+1Combo SFP Gigabit Uplink Ports
- Support Smart PoE Watchdog function
- Supports PoE IEEE 802.3af/at compliant PDs
- Support Port VLAN
- Internal power adapter supply 150W output power
- 1GE+1Combo SFP Uplink Port for Gigabit application
- Support 250meter Long-Range PoE Transmission
- Support Rack-Mount installation
- 8K entry MAC address table with auto-learning and auto-aging

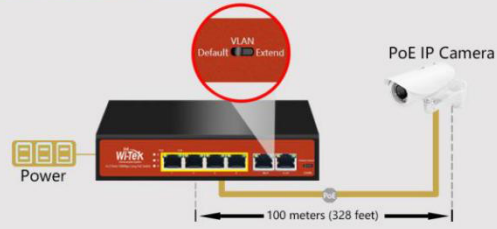
Product



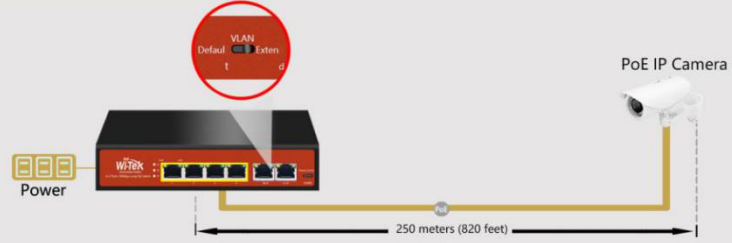
Typical Application



Standard PoE Mode



Extend PoE Mode



Monitors compliant PD with smart watchdog function.

Step 1



Step 2



Step 3



Step 4



Description

What This Product Does

WI-PS518GH is a 16FE+1GE+1Combo SFP Ports unmanaged switch that requires no configuration and provides 16 PoE ports. The switch provides an easy way to expand your wired network. All 18 ports support auto-MDI/MDIX, eliminating the need to worry about the type of cable to use. Featuring full duplex mode, the WI-PS518GH can process data at a rate of up to 2000Mbps making it an ideal choice for expanding your high performance wired network. Moreover, with innovative energy-efficient technology,

the WI-PS518GH can save up to 68% of power consumption, making it an eco-friendly solution for your home or office network. WI-PS518GH also support PoE Watchdog function which will detect Camera or Wireless AP system halted then restart PoE Port automatic to alive halted device;

High Performance

WI-PS518GH Fast Ethernet Switch provides 16 10/100Mbps Auto-Negotiation RJ45 ports+1GE+1Combo SFP Ports. All ports support Auto MDI/MDIX function, eliminating the need for crossover cables or Uplink ports. Featuring non-blocking switching architecture,WI-PS518GH forwards and filters packets at full wire-speed for maximum throughput. With 10K Jumbo frame, the performance of large files transfers is improved significantly. And IEEE 802.3x flow control for Full Duplex mode and backpressure for Half Duplex mode alleviate the traffic congestion and make WI-PS518GH work reliably.

Easy to Use

The auto features of this Ethernet switch make installation plug and play and hassle-free. No configuring is required. Auto MDI/MDIX eliminates the need for crossover cables. Auto-negotiation on each port senses the link speed of a network device (10, 100 Mbps) and intelligently adjusts for compatibility and optimal performance.

Specification

HARDWARE FEATURES	
Interface	16 RJ45 10/100M ports 2 RJ45 100/1000M ports 1 SFP 1000M Fiber ports

HARDWARE FEATURES

Network Media	10Base-T: Pair 2 Category 3(Cat3) and above UTP/STP(≤150m) 100Base -TX: Pair 2 Category 5(Cat5) and above UTP/STP(≤150m) 1000Base-T: Pair 4 Category 5(Cat5e) and above UTP/STP(≤150m) 1000Base-SX:62.5μm/50μm MMF(2m~550m) 1000Base-LX:62.5μm/50μm MM(2m~550m) or 10μm SMF(2m~5000m)
Fan Quantity	2 Fan
POE Ports(RJ45)	POE Ports: Port1~16 Power Supply: 150W
Internal Power Adapter	AC IN: 100-240V,50/60Hz
POE Standards	802.3af/at
Exchange Capacity	7.2G
Mac Address Table	8K
Packet Forwarding Rate	5.2Mpps
Buffer	2Mb

HARDWARE FEATURES

Jumbo Frame	10240Bytes
Dimensions	Product Size: 280mm*180mm*45mm (L*W*H)
Protection Leve	Lightning protection 6KV 6KV ESD Contact discharge

SOFTWARE FEATURES

Transmission Method	Store-And-Forward
Advanced Functions	Priority Function Mac Address Auto-Learning And Auto-Aging Store and forward IEEE 802.3x flow control for Full-duplex Mode Backpressure for Half-duplex Mode Support VLAN

OTHERS

Certification	CE, FCC, RoHS
Package Contents	POE Switch Electric Line Rack-Mount Kit

OTHERS	
	Foot Pad Guide Book/Warranty Card
Environment	Working Temperature: -10°C~55°C Storage temperature : -40°C~70°C Working Humidity : 10%~90% RH non-condensing Storage Humidity: 5%~90% RH non- condensing



WIRELESS-TEK TECHNOLOGY LIMITED
www.wireless-tek.com
 Email: sales@wireless-tek.com
 Technical Support: tech@wireless-tek.com