



Application

- Civil engineering
- Mines, quarries, coal ore & slurries
- Sewage treatment plants
- General pumping purposes

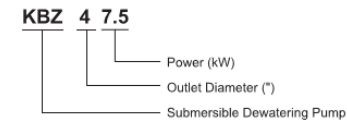
Pump

- Max. liquid temperature: +40°C
- Flow: up to 60 m³/h
- Head: up to 57 m
- Power: 1.5 kW (2 HP) to 15 kW (20 HP)
- Max. Immersion depth: 25 m
- Optional cable length

Motor

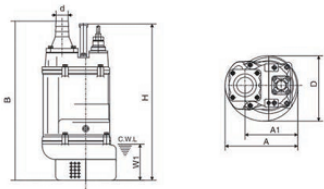
- Copper winding
- Insulation class: B
- Protection class: IP68

Identification Codes



Technical Data

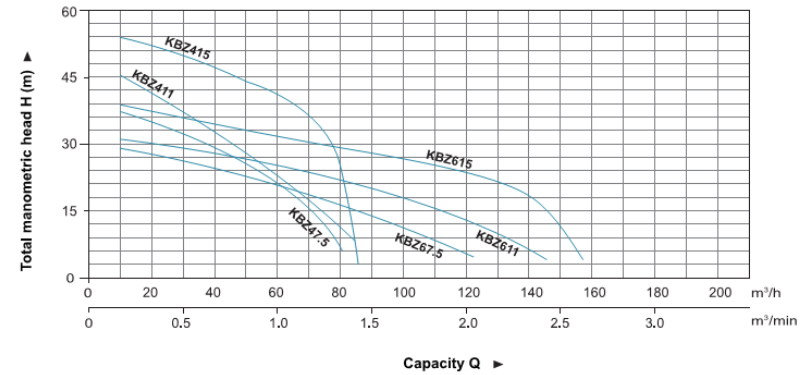
Model	Outlet mm	Power		Max head m	Max flow		Impeller passage mm
		kW	HP		m ³ /h	m ³ /min	
KBZ47.5	100	7.5	10	40	84	1.4	11.5
KBZ411	100	11	15	48.5	86.4	1.44	11.5
KBZ415	100	15	20	56	86.4	1.44	11.5
KBZ67.5	150	7.5	10	31	124.8	2.08	19.5
KBZ611	150	11	15	32	147	2.45	19.5
KBZ615	150	15	20	40	156	2.6	19.5



Dimension

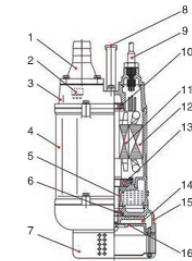
Model	d	A	A1	B	D	H	W1
KBZ47.5	100	330	240	764	314	676	190
KBZ411	100	373	255	807	350	695	190
KBZ67.5	150	330	240	790	314	676	190
KBZ611	150	373	255	807	350	695	190
KBZ415	100	373	255	842	350	755	190
KBZ415	100	373	255	842	350	755	190
KBZ615	150	373	255	842	350	755	190
KBZ615	150	373	255	842	350	755	190

Hydraulic Performance Curves



Materials Table

No.	Part	Material	No.	Part	Material
1	Hose coupling	Cast iron	9	Cable	
2	Thermal protector		10	Bearing	
3	Upper cover	Cast iron	11	Rotor	
4	Motor cover	Cast iron	12	Stator	
5	Oil seal		13	Bearing	
6	Mechanical seal	SiC-SiC/Carbon-SiC (≤2.2 kW)	14	Impeller	High chrome alloy
		SiC-SiC/SiC-SiC (≥3.7 kW)	15	Pump body	Cast iron
7	Strainer	Steel	16	Inlet plate	Ductile iron
8	Handle	Steel			



Package Information

Model	N.W (kg)	G.W (kg)	L (mm)	W (mm)	H (mm)	Quantity (PCS/20 TEU)
KBZ47.5	105	114	805	365	390	215
KBZ411	130	140	895	415	440	160
KBZ415	142	153	895	415	440	160
KBZ67.5	106	114	835	365	390	205
KBZ611	133	143	855	415	440	160
KBZ615	145	156	895	415	440	160

