


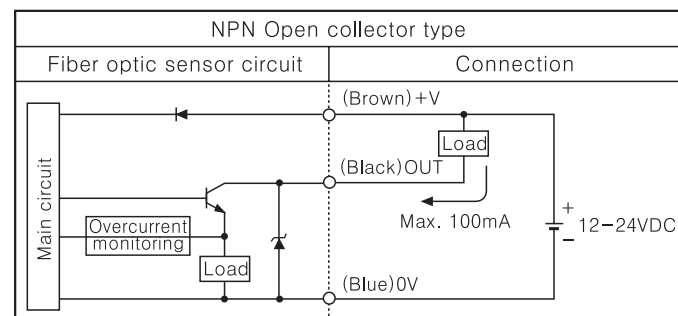
Digital indicating type fiber optic sensor(BF5 series)

Specifications

Model	Dual Display type	Single Display type
	BF5R-D1-N	BF5R-S1-N
Appearances & Dimensions	 [W12×H32.8×L66mm]	
Light source	Red LED(660nm) Pulse modulated light	
Power supply	12-24VDC ±10%	
Current consumption	Max. 50mA	
Control output	NPN Open collector(Sink Current :Max. 100mA, Applied Voltage:Max. 24V, Residual voltage:Max. 1V)	
Protection circuit	Reverse polarity protection, Overcurrent protection, Surge absorption	
Response time	Ultra Fast:50μs, Fast:150μs, STD:500μs, Long:4 ms	Fast:150μs, STD:500μs, Long:4 ms
Display	<ul style="list-style-type: none"> ●Incident light level: Red, 4 digit, 7Segment ●SV : Green, 4 digit, 7Segment ●Main output indicator : Red LED 	<ul style="list-style-type: none"> ●Incident light level / SV : Red, 4 digit, 7Segment ●Main output indicator : Red LED
Display function	Incident light level / SV display [4000/10000 resolution], Percentage display, Peak / Bottom value display, Normal / Reversed display	
Sensitivity setting	Auto tuning mode, 1 point teaching, 2 point teaching, Positioning teaching	Auto tuning mode
Mutual interference prevention	Max. 8 unit sets (Automatically set regardless of response time)	
Initializing	Initializing to factory mode	—
Power saving	Normal / Power save 1 / Power save 2	—
Timer	OFF, Off delay, On delay, One shot	OFF, 10ms off delay timer, 40ms off delay timer

- Counter
- Timer
- Temp. controller
- Power controller
- Temp./ Humidity transducer
- Thermo couples & RTD
- Panel meter
- Tacho/ Speed/ Pulse meter
- Display unit
- Serial converter module
- Graphic panel
- Sensor controller/ Switching power supply
- Proximity sensor
- Photo electric sensor**
- Pressure sensor
- Rotary encoder
- Stepping motor & Driver & Controller
- Field network device

Control output diagram and terminal connections



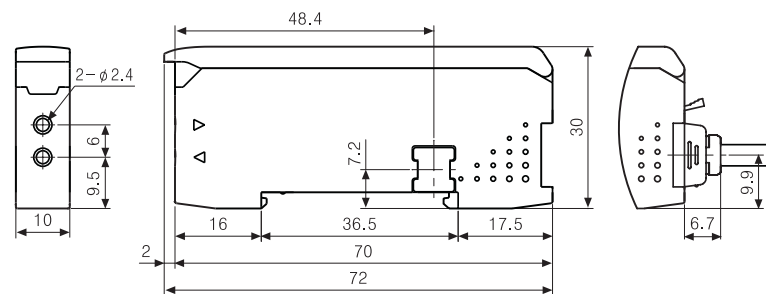
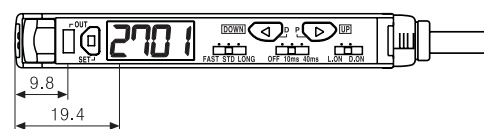
※Connect Diode at external terminal for inductive load.

Dimensions

●BF5R-D1-N



●BF5R-S1-N



Unit:mm