



# HR12-380SWL (12V380W)

## Specification

Cells Per Unit	6
Voltage Per Unit	12V
Capacity	380W@15min-rate to 1.67V per cell @25°C
Weight	Approx. 30.0Kg (Tolerance ±5%)
Internal Resistance	≤5.0 mΩ (Full Charge Condition @25°C)
Terminal	Default F12(M8)
Max. Discharge Current	1000A (5 sec)
Short Circuit Current	2550A
Design Life	15 years
Max. Charging Current	30.0 A
Reference Capacity	C <sub>10</sub> 94.3Ah C <sub>20</sub> 100.0Ah
Standby Use Voltage	13.50 V~13.62 V @ 25°C Temperature Compensation: -3mV/°C/Cell
Equalization Voltage	14.10 V~14.40 V @ 25°C Temperature Compensation: -4mV/°C/Cell
Operating Temperature Range	Discharge: -20°C~60°C Charge: 0°C~50°C Storage: -20°C~60°C
Normal Operating Temperature Range	25°C ±5°C
Self Discharge	RITAR Valve Regulated Lead Acid (VRLA) batteries can be stored for up to 6 months at 25°C and then recharging is recommended. Monthly Self-discharge ratio is less than 3% at 25°C. Please charge batteries before using.
Container Material	A.B.S. UL94-HB, UL94-V0 Optional.



HR ( High Rate ) series Valve Regulated Lead Acid (VRLA) battery is designed for heavy load discharge applications with 15 years design life in float service. By using strong grids, thick plate and specially designed active material. It is with lower I.R, lower self discharge rate, high power, and longer service life. The HR series battery offers 30% more power output than the standard series. It is suitable for high power standby used, such as datacenter, UPS, EPS etc.



ISO 9001

ISO 14001

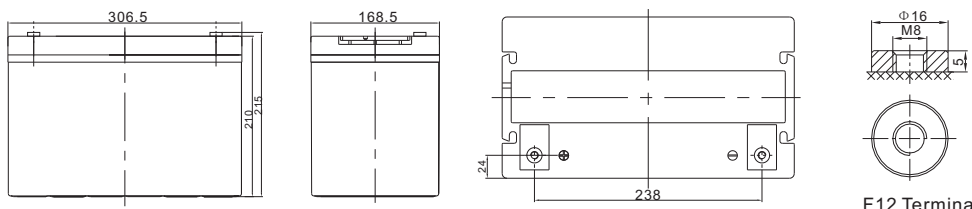
ISO 45001



MH 28539

BSTXD210316008507EC

## Dimensions



Length	306.5±2mm (12.1 inches)	
Width	168.5±2mm (6.63 inches)	
Height	210±2mm (8.27 inches)	
Total Height	215±2mm (8.46 inches)	
Terminal	Value	
M5	6~7	N*m
M6	8~10	N*m
M8	10~12	N*m

F12 Terminal

Unit: mm

### Constant Current Discharge Characteristics : A (25 °C)

F.V/Time	5MIN	8MIN	10MIN	15MIN	20MIN	30MIN	60MIN	90MIN
1.60V	324.6	289.6	267.2	210.1	171.1	126.1	72.98	52.37
1.67V	294.6	265.6	246.9	195.9	160.8	119.3	69.62	50.24
1.70V	282.1	255.3	238.1	190.0	156.3	116.5	68.24	49.27
1.75V	260.4	237.8	223.2	179.7	148.5	111.5	65.86	47.72
1.80V	238.6	220.2	208.3	170.1	141.5	106.8	63.49	46.17
1.85V	204.8	187.6	176.5	146.2	122.8	94.48	57.36	42.09

### Constant Power Discharge Characteristics : W/Cell (25°C)

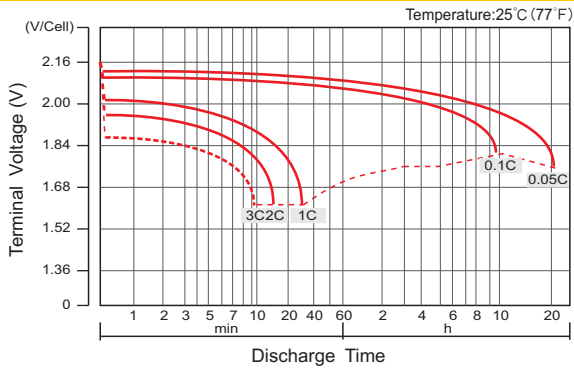
F.V/Time	5MIN	8MIN	10MIN	15MIN	20MIN	30MIN	60MIN	90MIN
1.60V	596.5	539.4	502.6	400.5	328.8	245.0	137.1	99.12
1.67V	555.2	506.0	474.3	380.0	313.8	235.0	131.9	95.83
1.70V	536.9	490.9	461.0	371.1	307.1	230.2	129.7	94.47
1.75V	503.9	463.9	437.9	355.1	294.7	222.6	126.2	91.95
1.80V	469.0	435.4	413.5	339.3	283.6	214.8	122.4	89.42
1.85V	408.5	376.1	355.0	294.9	248.5	191.6	111.4	82.25

(Note) The above characteristics data are average values obtained within three charge/discharge cycle not the minimum values.

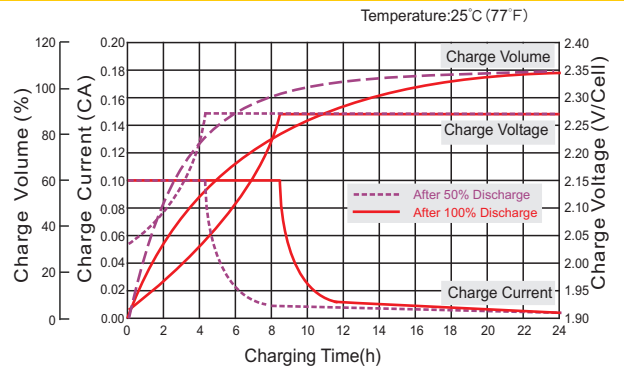
# HR12-380SWL (12V380W)



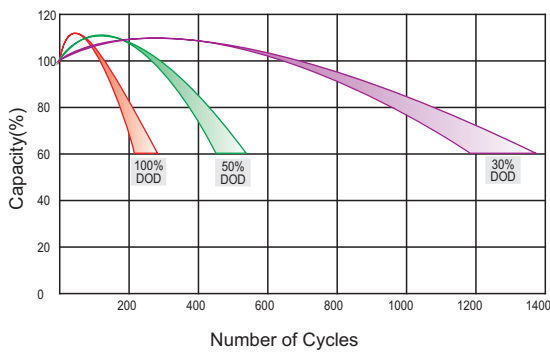
## Discharge Characteristics Curve



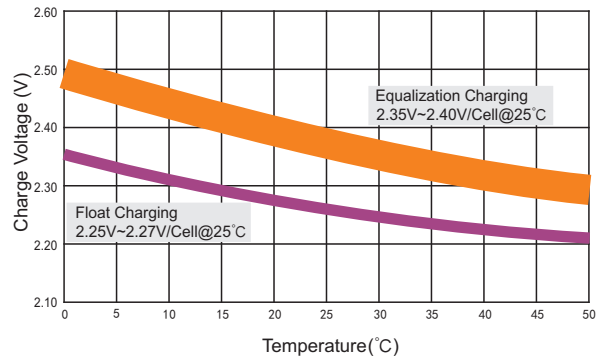
## Charge Characteristic Curve For Standby Use(IU)



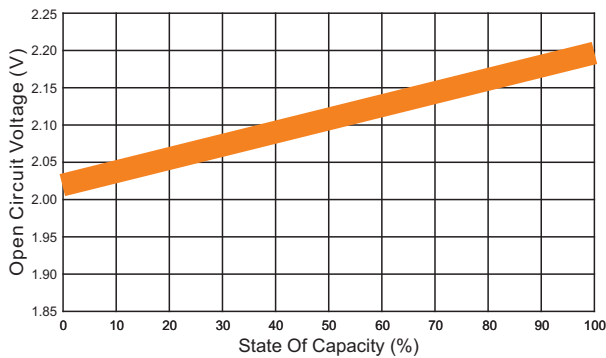
## Cycle Life In Relation To Depth Of Discharge



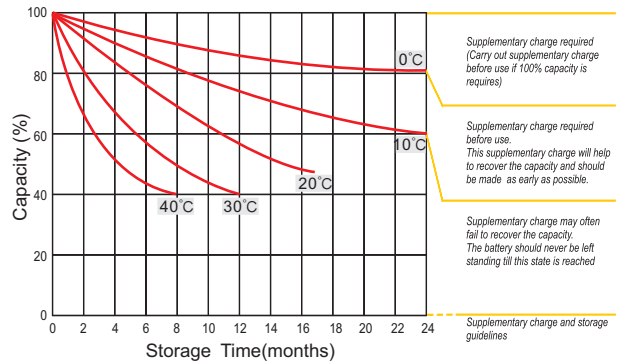
## Relationship Between Charging Voltage And Temperature



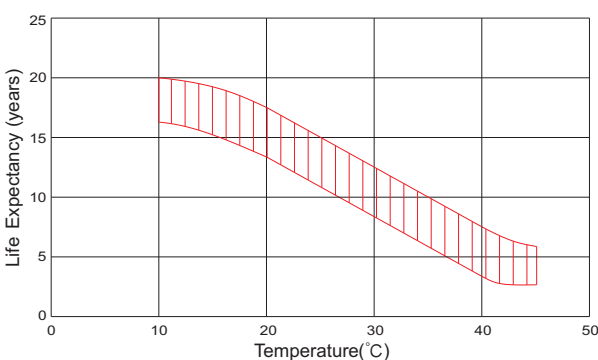
## Relationship of OCV And State of Charge(20°C)



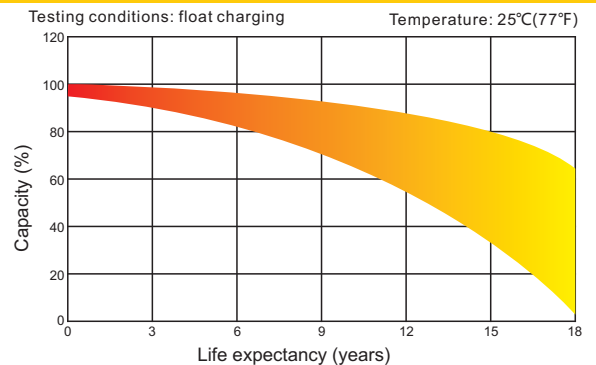
## Storage Characteristics



## Effect Of Temperature On Long Term Life



## Life Characteristics Of Standby Use



(Note) All above information shall be changed without prior notice, RITAR reserves the right to explain and update the latest information.