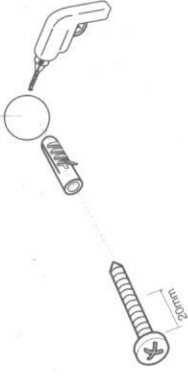
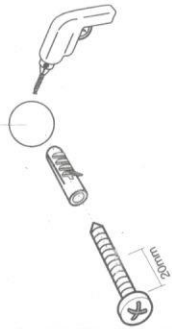


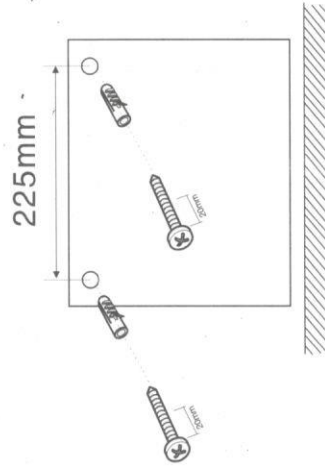
225mm

# FIX PLATE




## Fix Method:

1. According to the size (Pic 1), drill two holes spaced 225mm, then remove the accessories, installed by rubber plugs and screws. (Aside the screw of 20MM to hang the machine)
2. As (Pic 2) shown, fix the machine with two screws, machine installed completely.



Pic 1



Pic 2