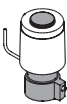
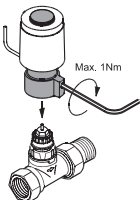
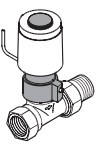
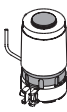
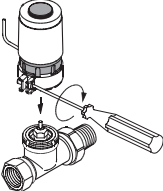
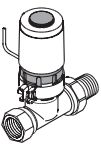

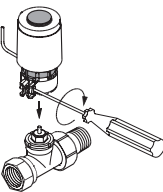

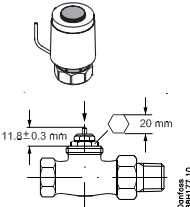
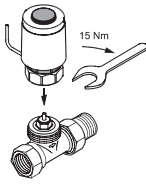
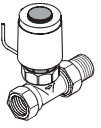

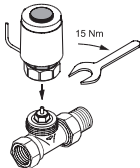
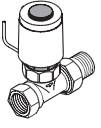
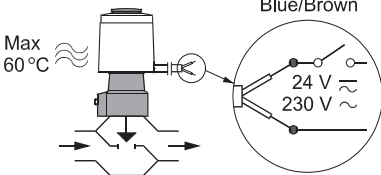
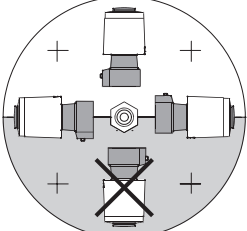


INSTRUCTIONS TWA NO



<p>TWA-A For Danfoss RA valves</p>			
<p>TWA-V For Danfoss RAV/VMT valves</p>			
<p>TWA-L For Danfoss RAVL valves</p>			
<p>TWA-K For Heimeier/MNG/Oventrop valves with M30 x 1.5 connection, generally as per attached drawing. Other valves must be verified individually to ensure correct valve closing measurement and valve top geometry.</p>			
<p>TWA-D For Danfoss RTD valves</p>			
 <p>24 V Class III (supply from SELV transformer) 230 V max. 3 A pre-fuse</p>			

<p>TWA-A For Danfoss RA valves</p>	<p>Max. 1 Nm</p>
<p>TWA-V For Danfoss RAV/VMT valves</p>	
<p>TWA-L For Danfoss RAVL valves</p>	
<p>TWA-K For Heimeier/MNG/Oventrop valves with M30 x 1.5 connection, generally as per attached drawing. Other valves must be verified individually to ensure correct valve closing measurement and valve top geometry.</p>	<p>15 Nm</p> <p>11.8 ± 0.3 mm</p> <p>20 mm</p> <p>Danfoss SBH177.10</p>
<p>TWA-D For Danfoss RTD valves</p>	<p>15 Nm</p>
<p>Max 60 °C</p> <p>Blue/Brown</p> <p>24 V ~</p> <p>230 V ~</p> <p>24 V Class III (supply from SELV transformer)</p> <p>230 V max. 3 A pre-fuse</p>	

If the actuator will be used with a cord length of >3m and max. 23m, the protection of the cord/wire (overload, short circuit and mechanical stress) should be assured by a circuit breaker (6A/characteristic "B") and should be installed in a protection tube or comparable means.