

General Specifications

Model WU11

Interconnection/Extension Cable for SENCOM® Products

The WU11 interconnection and extension cable is specified for reliable transfer of digital signals between the SENCOM products and Yokogawa FLXA analyzer.

It is especially designed to be installed in a heavy industrial environment.

The cable is water proof, allowing it to be submerged as a whole. (Suffix -V is for FU20F, FU24F and SC25F / Suffix -S is for SENCOM SA11, BA11 and IB100.)

The cable has a wide temperature operation range which is sufficient for most of the applications. The materials used for the cable are flame retardant to resist the spread of fire.

Features

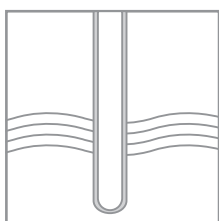
- Double shielding to protect connected devices for interference from high voltages and currents
- Available in different lengths. Long cable runs up to 100 m (328 ft) are possible
- Easy connection to a SENCOM Sensor by one 5- pins molded connector, and to the analyzer by 5 wired pins
- Easy extension with the suffix -CN straight connector M9 male/female
- Flame retardant recognized by UL (fileno. E124763) and CSA (fileno. LL105324)
- IP67
- Operating temperature from - 20°C up to + 85°C (-4°F up to +185°F)

GENERAL SPECIFICATIONS WU11

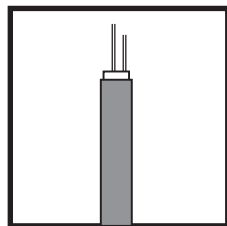
Cable materials

Twisted pair cables	: Tinned copper conductors 0.25 mm ² (24 AWG)
Outside shield	: Foil shield with drain wire, 125% coverage. Braid, tinned copper 0.008 mm ² (38 AWG), 95% coverage
Insulator	: Polyethylene for the twisted pair cables Color twisted pair #1: green / yellow Color twisted pair #2: brown / white Polyvinylchloride for the outside jacket, solid extrusion Color black

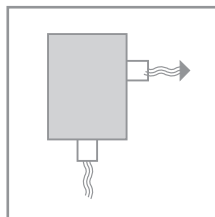
System configuration



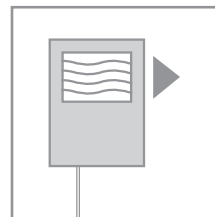
Sensors



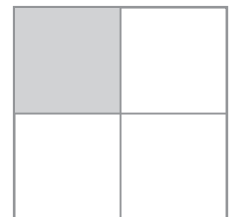
Cables



Fittings



Transmitters



Accessories



Connector materials

Housing	: Polybutylene terephthalate UL94V-0, color: black
O-ring	: Nitrilbutadienrubber, color: black
Nut	: Brass
Contact finishing	: Gold plated

Electrical specifications

Twisted pair cables	: Capacity < 50 pF/m Resistance < 100 Ω/km Characteristic Impedance 120 Ω
Connector	: Maximum rated current 5 A Maximum voltage 125 V

Operational specifications

Temperature	: - 20 up to + 85°C (-4 up to +185°F)
Water Proof	: IP67 (conform IEC60529)
Flame retardant	: refer to UL 758

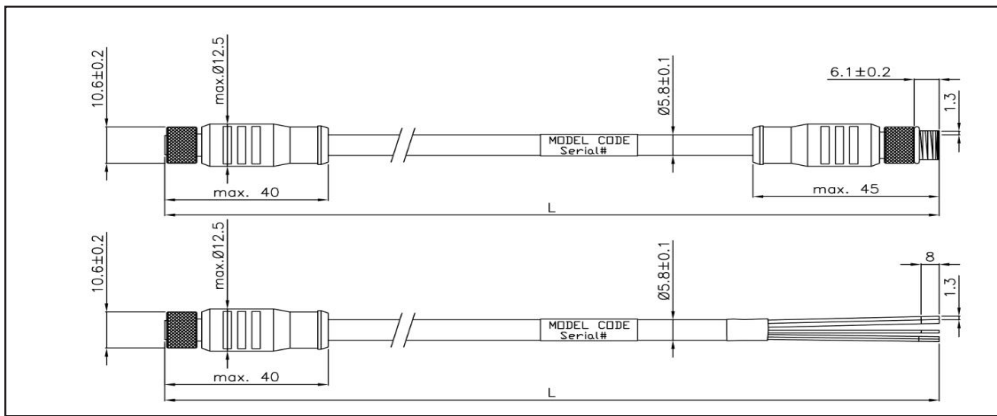


Figure 1:

Dimensions of WU11 cable suffix -V

Length (L) : 2, 3, 5, 10, 20 and 30m (6.6, 9.8, 16.4, 32.8, 65.6, 98.4 ft)
 Diameter connector (D) : 10.6 ± 0.2 mm (4.17 ± 0.08 inch)
 Diameter cable (d) : 5.8 ± 0.1 mm (2.28 ± 0.04 inch)
 Wire pins : 8 x 1.3 mm (3.1 x 0.5 inch)

Dimensions of WU11 cable suffix -S

Length (L) : 1, 2, 3, 5, 10, 20, 30 and 100m (6.6, 9.8, 16.4, 32.8, 65.6, 98.4, 328 ft)
 Dia. connector (D) : 12.5 ± 0.2 mm (0.471 ± 0.008 inch)
 Dia. cable (d) : 5.8 ± 0.1 mm (0.228 ± 0.004 inch)
 Wire pins : 8 x 1.3 mm (0.31 x 0.05 inch)

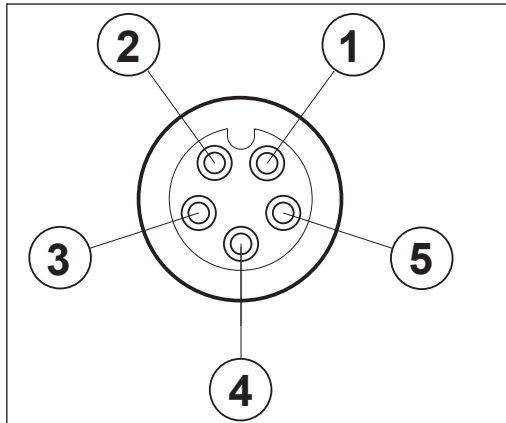


Figure 2: Front view cable female connector with gold plated contacts

CONNECTOR LAYOUT

Definition connector pin to cable

Pin #	Twisted pair #	Wire color	Wire number
1	1	yellow	83
2	1	green	84
3	2	brown	87
4	drain	black	82
5	2	white	86

Connection cable to FLXA analyzer

Signal	Wire color	Wire number	FLXA terminal
Supply +	brown	87	87
Supply Gnd	white	86	86
Data +	green	84	84
Data -	yellow	83	83
Shield	black	82	82

Model and Suffix Codes

Model	Suffix	Description
WU11		SENCOM cable
Conn. type	-M9	M9 female conn. for sensor connection
Cable length	-001	1 meter (only available with WP finishing with suffix -S)
	-002	2 meter (only available with CN finishing)
	-003	3 meter (only available with WP finishing)
	-005	5 meter
	-010	10 meter
	-020	20 meter
	-030	30 meter
	-100	100 meter* (only available with suffix -S)
Finishing	-WP	Wire pin for terminal connection
	-CN	Straight connector M9 male
Jacket material	-V	PVC
	-S	PVC, shielded connector(s)

* Non-stock item, therefore long lead time.

Note:

Suffix -V is for FU20F, FU24F and SC25F
 Suffix -S is for SENCOM SA11, BA11 and IB100

YOKOGAWA HEADQUARTERS
 9-32, Nakacho 2-chome,
 Musashinoshi
 Tokyo 180
 Japan
 Tel. (81)-422-52-5535
 Fax (81)-422-55-1202
 www.yokogawa.com

YOKOGAWA CORPORATION OF AMERICA
 2 Dart Road
 Newnan GA 30265
 United States
 Tel. (1)-770-253-7000
 Fax (1)-770-251-2088
 www.yokogawa.com/us

YOKOGAWA EUROPE B.V.
 Euroweg 2
 3825 HD AMERSFOORT
 The Netherlands
 Tel. +31-88-4641 000
 Fax +31-88-4641 111
 E-mail: info@nl.yokogawa.com
 www.yokogawa.com/eu

YOKOGAWA ELECTRIC ASIA Pte. Ltd.
 5 Bedok South Road
 Singapore 469270
 Singapore
 Tel. (65)-241-9933
 Fax (65)-241-2606
 www.yokogawa.com/sg



YOKOGAWA ◆

Yokogawa has an extensive sales and distribution network. Please refer to the European website (www.yokogawa.com/eu) to contact your nearest representative.

GS 12B06W02-04E-E

Subject to change without notice
 Copyright©

Printed in The Netherlands, 4-0818