

Technical characteristics

- Flow rates: from 0.4 to 54 l/h
- Max back pressure: up to 20 bar
- Power supply:
 - 100÷240V 50/60 Hz
- Stroke rate: from 120 to 300 strokes/minute
- Pump head:
 - PVDF
- Diaphragm: PTFE
- External Enclosure: PP reinforced with fiber glass
protection degree IP65
- Manually priming valve
- Installation kit: Included

Seko Tekna EVO TPG Series is the digital interface version of APG model:

- constant flow rate manually adjustable
- proportional flow rate according to an external analogic (4-20 mA) or digital signal (water meter, 1:n or n:1)
- Timer function
- ppm proportional dosing
- Statisc
- Password
- Input On-Off (remote control)

Also with this pump, with only 5 sizes, is possible to cover a wide range of performances, having a flow rate range from 0.4 to 54 l/h and a back pressure from 0.1 to 20 bar. The power supply is 100÷240 Vac – 50/60 Hz therefore the same pump can operate with different supply voltage. The standard pump head is in PVDF, therefore high chemical compatibility with several liquids end but is available in PVC as well, on request. Also Tekna TPG series is equipped with a manually priming pump for the start up. The pump is furnished with a complete standard installation kit, which includes: PVDF foot filter and injection valve, PVC suction tube, PE delivery tube. Moreover is available an installation kit in PVC, on request.

PUMP KEY CODE

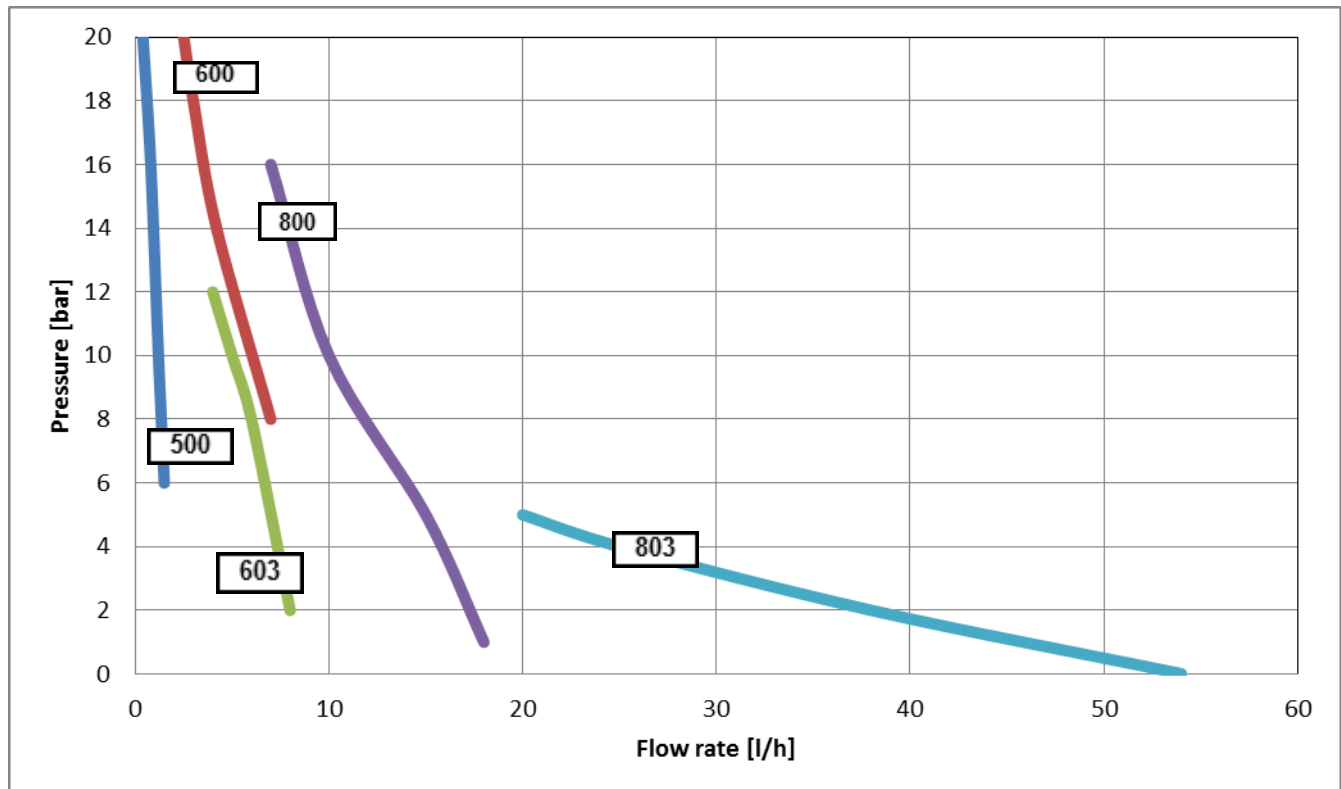
1°	Model					
TPG	Digital dosing pump with constant flow rate manually adjustable, with proportional flow rate according to an external analog (0/4-20 mA or 20-4/0 mA) or digital signal (water meter, 1:n or n:1); Timer function; Dosage in ppm; Dosage batch; Statistics; Password; Input ON-OFF (remote switch).					
2°	Hydraulic					
	Pressure [bar]	Flow Rate [l/h]	Stroke/min	cc/stroke		
500	20	0.4	120	0.06		
	16	0.8		0.11		
	10	1.2		0.17		
	6	1.5		0.21		
600	20	2.5	120	0.35		
	18	3		0.42		
	14	4.2		0.58		
	8	7		0.97		
603	12	4	160	0.42		
	10	5		0.52		
	8	6		0.53		
	2	8		0.63		
800	16	7	300	0.39		
	10	10		0.55		
	5	15		0.83		
	1	18		1.00		
803	5	20	300	1.11		
	4	25		1.39		
	2	38		2.11		
	0.1	54		3.00		
3°	Power Supply					
N	100÷240 Vac – 50/60 Hz					
4°	Liquid End					
	Pump head	Connections	Balls	Diaphragm		
H	PVDF	PVDF	Ceramic	PTFE	*Automatic degassing valve only for TPG 603 and 800	
P*	PVC	PVC	Ceramic	PTFE		
5°	Installation Kit					
H	PVDF					
P	PVC					
6°	Seals					
0	FPM					
1	EPDM					
2	PTFE					
7°	Options					
000	Standard					

TPG	603	N	H	H	0	000
-----	-----	---	---	---	---	-----

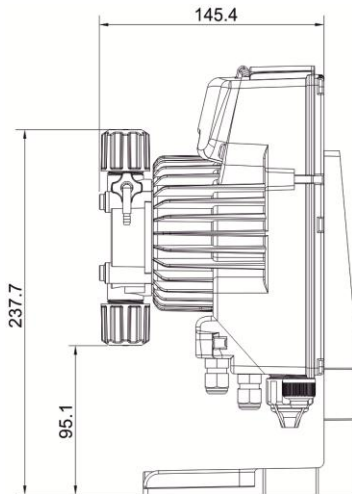
HYDRAULIC CHARACTERISTICS

Pump Model	Pressure [bar]	Flow Rate [l/h]	Frequency max [stroke/min]	Stroke capacity [cc/stroke]	Connection [mm]		Power supply	Consumption [W]	
					Suction	Discharge		Min*	Max
T P G 5 0 0 N	20	0,4	120	0,06	4/6	4/7	100÷240 Vac	8	14
	16	0,8		0,11					
	10	1,2		0,17					
	6	1,5		0,21					
T P G 6 0 0 N	20	2,5	120	0,35	4/6	4/7	100÷240 Vac	8	15
	18	3		0,42					
	14	4.2		0,58					
	8	7		0,97					
T P G 6 0 3 N	12	4	160	0,42	4/6	4/6	100÷240 Vac	15	18
	10	5		0,52					
	8	6		0,63					
	2	8		0,83					
T P G 8 0 0 N	16	7	300	0,39	4/6	4/6	100÷240 Vac	15	26
	10	10		0,56					
	5	15		0,83					
	1	18		1,00					
T P G 8 0 3 N	5	20	300	1,11	8/12	8/12	100÷240 Vac	15	25
	4	25		1,39					
	2	38		2,11					
	0,1	54		3,00					

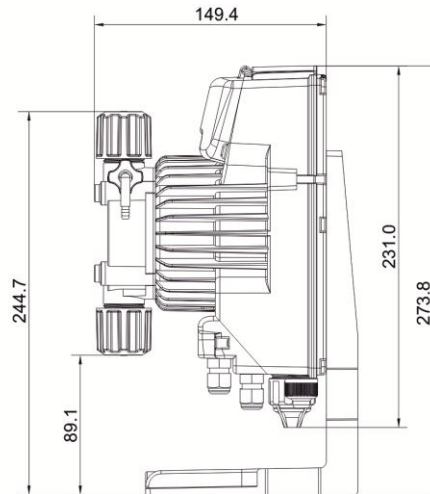
*Minimum consumption at 0 bar of back pressure (Patented)



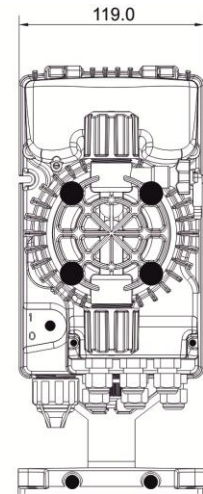
DIMENSIONS



500 - 600 - 603 - 800



803



500 - 600 - 603 - 800 - 803

INSTALLATION KIT

In PVDF

- PVDF foot filter
- PVDF injection valve
- PVC suction tube (4 m)
- PE delivery tube (2 m)
- Wall and base fixing bracket

In PVC

- PVC foot filter
- PVC injection valve
- PVC suction tube (4 m)
- PE delivery tube (2 m)
- Wall and base fixing bracket