


Product data sheet

Specifications



braking resistor, Altivar, 10Ohms, 1.1kW, IP20

VW3A7734

Main

Range of product	Altivar
Range compatibility	Altivar Process ATV900 Altivar Machine ATV320 Altivar Machine ATV340
Product or component type	Braking resistor
Ohmic value	10 Ohm
[Ue] rated operational voltage	24 V DC 250 V AC

Complementary

Product compatibility	Variable speed drive ATV930 wall mount 37 kW 380...480 V light cycle Variable speed drive ATV930 wall mount 45 kW 380...480 V light cycle Variable speed drive ATV930 wall mount 11 kW 200...240 V light cycle Variable speed drive ATV950 wall mount 37 kW 380...480 V light cycle Variable speed drive ATV950 wall mount 45 kW 380...480 V light cycle Variable speed drive ATV930 wall mount 11 kW 200...240 V medium cycle Variable speed drive ATV340 30 kW 380...480 V light cycle Variable speed drive ATV340 37 kW 380...480 V light cycle Variable speed drive ATV320 7.5 kW 200...240 V Variable speed drive ATV930 45 kW 500...690 V light cycle Variable speed drive ATV930 55 kW 500...690 V light cycle Variable speed drive ATV930 60 hp 600 V light cycle Variable speed drive ATV930 75 hp 600 V light cycle
Duty cycle	Light cycle (heavy duty) <0.8 s braking with 150 % braking torque for a 40 s cycle Light cycle (normal duty) <0.8 s braking with 120 % braking torque for a 40 s cycle Medium cycle (normal duty) <4 s braking with 135 % braking torque for a 40 s cycle Medium cycle (heavy duty) <4 s braking with 165 % braking torque for a 40 s cycle
Average power available	0.96 kW at 50 °C
Electrical connection	terminal, connection capacity: <= 35 mm ² / AWG 3 for drive terminal, connection capacity: <= 4 mm ² / AWG 10 for temperature control switch
Protection type	Thermal protection via drive or temperature control switch at 120 °C
Width	190 mm
Height	640 mm
Depth	180 mm
Product weight	4.3 kg

Environment

IP degree of protection	IP20
Ambient air temperature for storage	-25...70 °C
Ambient air temperature for operation	0...50 °C

Packing Units

Unit Type of Package 1	PCE
Number of Units in Package 1	1
Package 1 Height	25.500 cm
Package 1 Width	20.000 cm
Package 1 Length	65.000 cm
Package 1 Weight	5.095 kg
Unit Type of Package 2	P06
Number of Units in Package 2	6
Package 2 Height	75.000 cm
Package 2 Width	60.000 cm
Package 2 Length	80.000 cm
Package 2 Weight	39.070 kg

Contractual warranty

Warranty (in months)	18
----------------------	----



Environmental Data

Schneider Electric aims to achieve Net Zero status by 2050 through supply chain partnerships, lower impact materials, and circularity via our ongoing “Use Better, Use Longer, Use Again” campaign to extend product lifetimes and recyclability.

[Environmental Data explained >](#)

[How we assess product sustainability >](#)

Use Better

Materials and Substances

Packaging made with recycled cardboard	No
Packaging without single use plastic	No
EU RoHS Directive	Compliant
REACH Regulation	Free of Substances of Very High Concern above the threshold

Use Longer

Lifetime extension

Repair	No
--------	----

Use Again

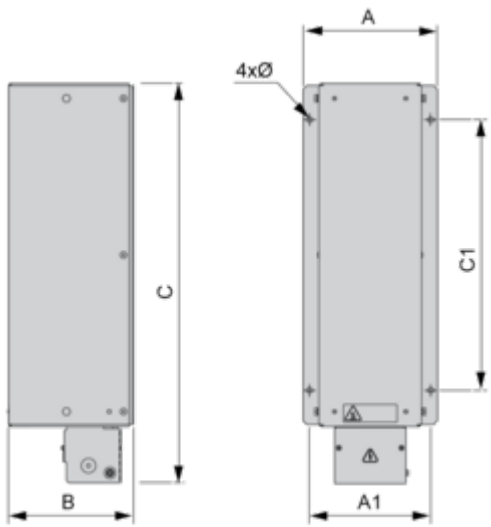
Repack and remanufacture

Take-back	No
-----------	----

Dimensions Drawings

Dimensions

Right Side and Front View



Dimensions in mm

A	B	C	A1	C1	Ø
190	180	640	170	380	6.6 x 9

Dimensions in in.

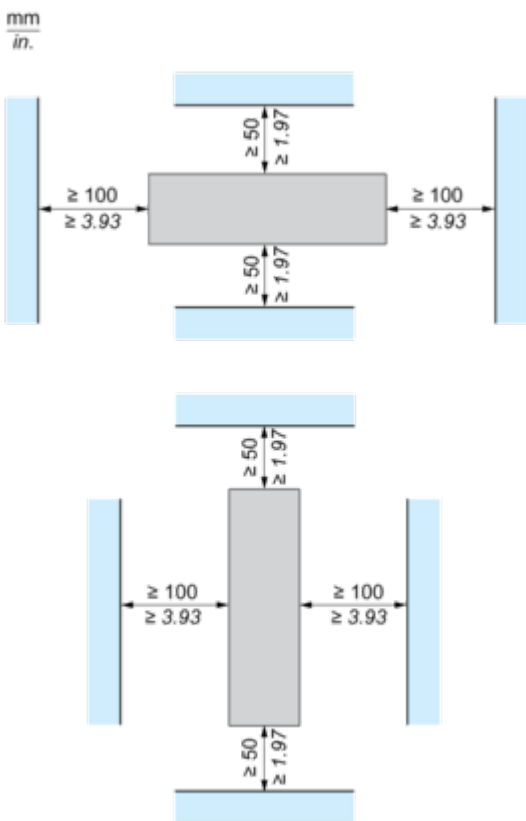
A	B	C	A1	C1	Ø
7.48	7.09	25.20	6.69	14.96	0.26 x 0.35

Mounting and Clearance

Mounting and Clearance



(1) Braking resistor



Connections and Schema

Recommended Schema

1 Braking Resistor



A1 : Drive or external braking unit

A2 : Braking resistor

PA, PB : Bus DC

2 Braking Resistors



A1 : Drive or external braking unit

A2 : Braking resistor

PA, PB : Bus DC