

05G22.10 patented under U.S. Des. Pat. No. D620,336

The Veritas® Bench Blade is a low-profile clamp, ideal for applications where a quick-release clamp is required. The clamp offers $\frac{1}{4}$ " of total travel, carried out in two $\frac{1}{8}$ " increments. The cam lever will engage at 90° and 180° . The clamp offers good clamping pressure between these locations.

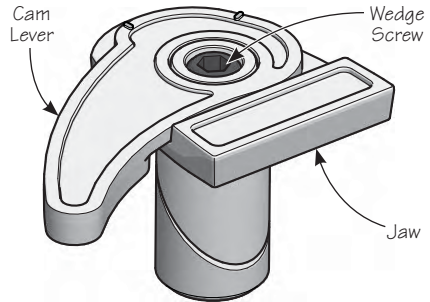


Figure 1: Bench blade components.

There are two versions; one with a plain post that will fit into a $\frac{3}{4}$ " diameter hole (minimum depth $1\frac{7}{8}$ "), the other with a wedge lock that will allow secure location in any hole up to 0.78" in diameter and minimum $1\frac{7}{16}$ " deep. Either style can be used to impart up to 300 lb of clamping force.

Place the bench blade in a dog hole, orienting the jaw as necessary. Tighten the wedge screw on the wedge lock version with a $\frac{3}{16}$ " hex key.

The jaw advances as the cam lever is turned clockwise. When the cam lever is at the first over-center position, the jaw will have travelled $\frac{1}{8}$ ".

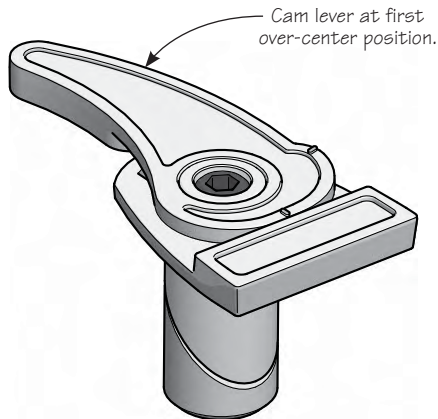


Figure 2: Cam lever at the first over-center position.

When the cam lever is at the second over-center position, the jaw will have travelled 1/4".

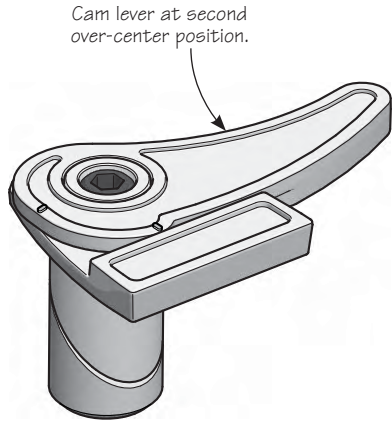


Figure 3: Cam lever at second over-center position.

The bench blade parts have been given a surface hardening and rust-resistant heat treatment. A small amount of lubrication may be necessary from time to time for smooth operation.

veritas[®] Tools Inc.

814 Proctor Avenue 1090 Morrison Drive
Ogdensburg NY 13669-2205 Ottawa ON K2H 1C2
United States Canada

customerservice@veritastools.com
www.veritastools.com