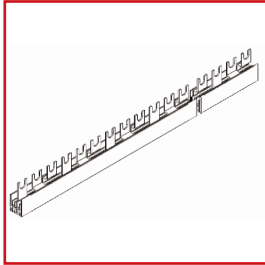


## DATA SHEET: FORK BUSBAR 3-POLE, POSSIBLE TO BREAK OFF

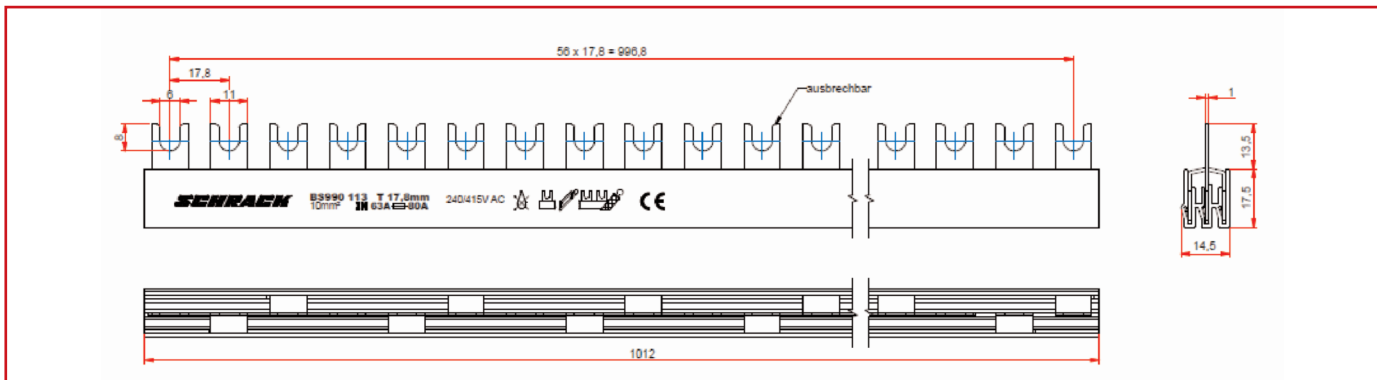


BS990113

### SCHRACK-INFO

- Fork-Busbar for connection with MCB s with double-terminals, screw-type
- Spaceunit is 17,8 mm
- 57 SU = 19 x 3 SU
- 19 x MBC 3-polig / 57 MBC 1-polig
- Phase sequence: L1, L2, L3, L1, L2, ... L1, L2, L3

### DIMENSIONS



### TECHNICAL DATA

#### MATERIALS

Busbars:	E – Cu 58 F25
Extruded insulation:	PC / ABS or PVC – unleaded
Injected insulation:	PC / ABS
End cover:	PC / ABS

#### HEAT DEFLECTION TEMPERATURE

Unleaded PVC:	VST B50 – ISO 306 0 > 80°C
PC / ABS extruded:	VST B 120 – ISO 306 = 113°C – UL94-V0/1,5
PC / ABS injected:	VST B 120 – ISO 306 = 138°C – UL94-V0/1,6

#### GLOW WIRE RESISTANCE

Unleaded PVC:	960°C / 3 mm
PC / ABS extruded:	960°C / 3,2 mm and 850°C / 1 mm
PC / ABS injected:	960°C / 1 mm

#### CLIMATE STABILITY

According to DIN EN 60068

#### INSULATIONS COORDINATION

Overvoltage category III / Degree of pollution 2

#### COMPARATIVE TRACKING INDEX

Unleaded PVC:	600 V
PC / ABS extruded:	600 V
PC / ABS injected:	250 V

#### REGULATIONS

DIN EN 60947-1 VDE 0660 Part 100 = IEC 60947-1:2004

#### DIELECTRIC STRENGTH

Unleaded PVC:	> 40 kV / mm
PC / ABS extruded:	> 32 kV / mm
PC / ABS injected:	> 32 kV / mm

#### IMPULSE VOLTAGE STRENGTH

≥ 4,5 kV (1kV/mm LS)

#### MIN. AIR DISTANCE

&gt; 5,5 mm

#### MIN. CREEPING DISTANCE

&gt; 5 mm

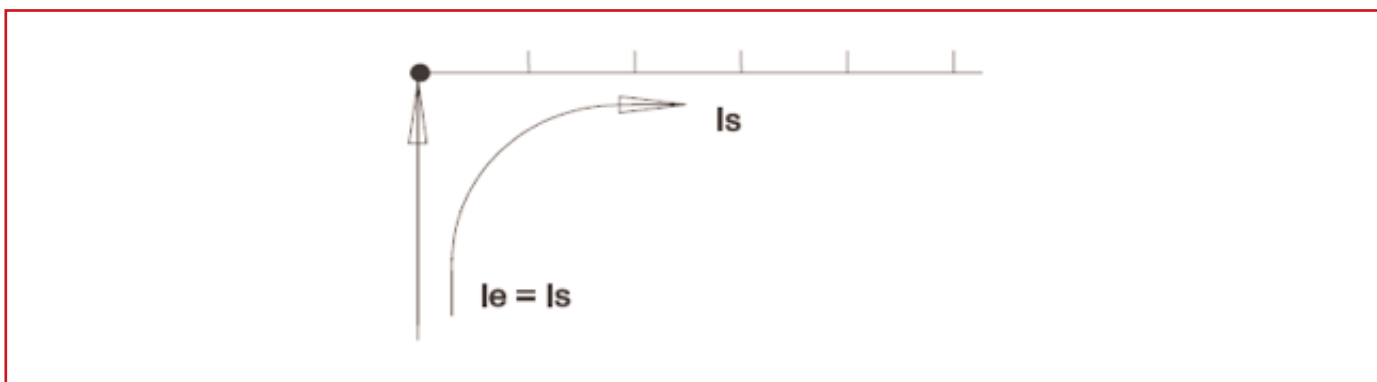
#### MAX. OPERATING VOLTAGE

600 V

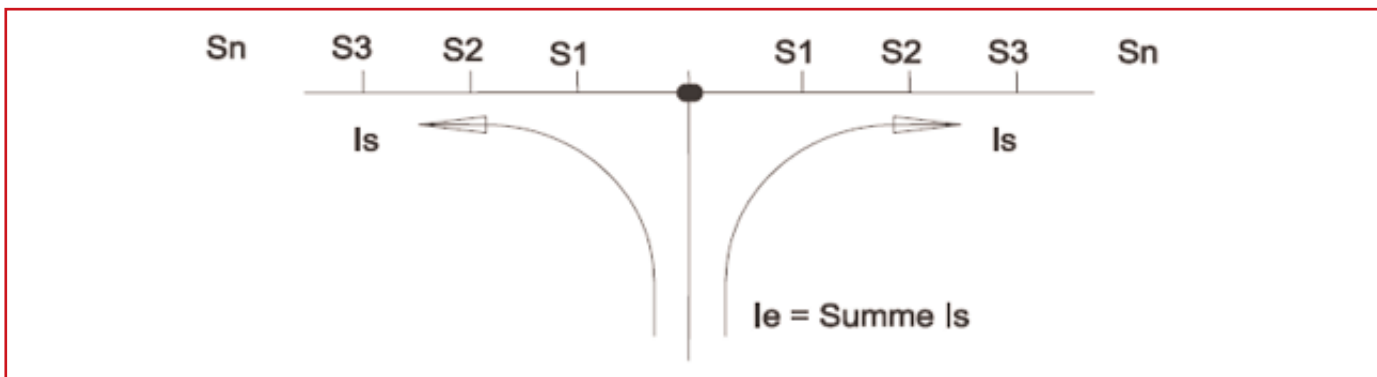
### FORK- AND PIN-BUSBARS

Cross section	10 mm <sup>2</sup>
<b>FEEDING AT BEGINNING / ENDING</b>	
Max. current $I_s$ /Phase	63 A
Connection cross current	10 mm <sup>2</sup>
<b>OTHER FEEDINGS</b>	
Max. feeding current $I_s$ /Phase	100 A
Cross section of connection	25 mm <sup>2</sup>

### FEEDING AT BEGINNING OR END OF BAR



### OTHER FEEDINGS



### NOTE

When shortening the busbars please note, that the copper-bars need to be 10mm shorter than the insulation on both ends. Due to security purposes all shortened busbars need to be covered with suitable endcovers.

DESCRIPTION/CROSS SECTION	SU	PU	ORDER NO.
Fork-Busbar 10 mm <sup>2</sup>	57	10	BS990113