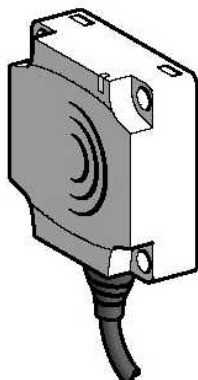


XS9C111A2L01M12

inductive sensor XS9 40x40x15 - PBT -
Sn15mm - 24VDC - M12 0.15m



Main

Range of product	OsiSense XS
Series name	Application
Sensor type	Inductive proximity sensor
Device application	-
Sensor name	XS9
Sensor design	Flat form 40 x 40 x 15
Size	15 mm
Body type	Fixed
Detector flush mounting acceptance	Flush mountable
Material	Plastic
Enclosure material	PBT
Type of output signal	Analogue
Wiring technique	2-wire
[Sn] nominal sensing distance	15 mm
Discrete output function	1 NO
Output circuit type	DC
Analogue output range	4...20 mA
Electrical connection	4 pins M12 remote male connector
Cable length	0.15 m
[Us] rated supply voltage	24 V DC
IP degree of protection	IP67 double insulation conforming to IEC 60529

Complementary

Detection face	Frontal
Front material	PBT
Operating zone	2...15 mm
Repeat accuracy	$\leq 3\%$ of Sr
Linearity error	± 2 mA
Status LED	Without
Supply voltage limits	15...36 V DC
Switching frequency	≤ 1000 Hz
Current consumption	0...4 mA at no-load
Output current drift	$\leq 10\%$
Marking	CE
Depth	15 mm
Height	54 mm
Length	40 mm
Width	40 mm

The information provided in this documentation contains general descriptions and/or technical characteristics of the performance of the products contained herein. This documentation is not intended as a substitute for and is not to be used for determining suitability or reliability of these products for specific user applications. It is the duty of any such user or integrator to perform the appropriate and complete risk analysis, evaluation and testing of the products with respect to the relevant specific application or use thereof. Neither Schneider Electric Industries SAS nor any of its affiliates or subsidiaries shall be responsible or liable for misuse of the information contained herein.

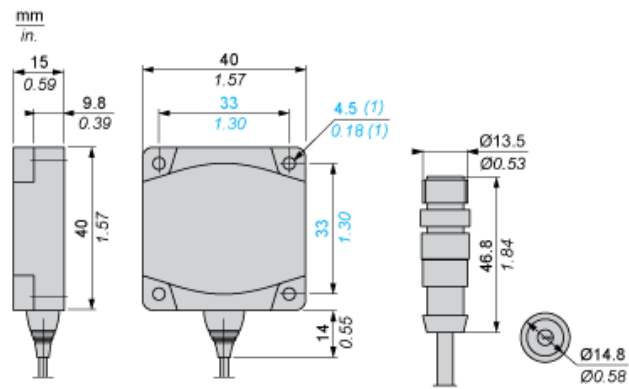
Environment

Product certifications	CSA UL Ecolab
Ambient air temperature for operation	-25...70 °C
Ambient air temperature for storage	-40...85 °C
Vibration resistance	25 gn amplitude = +/- 2 mm (f = 10...55 Hz) conforming to IEC 60068-2-6
Shock resistance	50 gn for 11 ms conforming to IEC 60068-2-27

Offer Sustainability

Sustainable offer status	Not Green Premium product
RoHS (date code: YYWW)	Compliant - since 1104 - Schneider Electric declaration of conformity

Dimensions

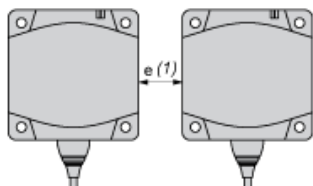


(1) For CHC type screws

Setting-up

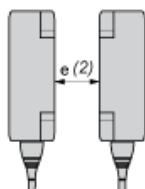
Minimum Mounting Distances (mm)

Side by Side



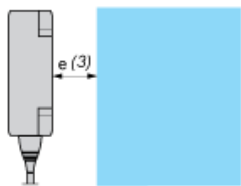
$e (1) \geq 45$

Face to Face



$e (2) \geq 110$

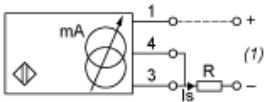
Facing a Metal Object



$e (3) \geq 45$

Wiring Schemes

2-Wire Connection

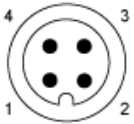


(1) Output current

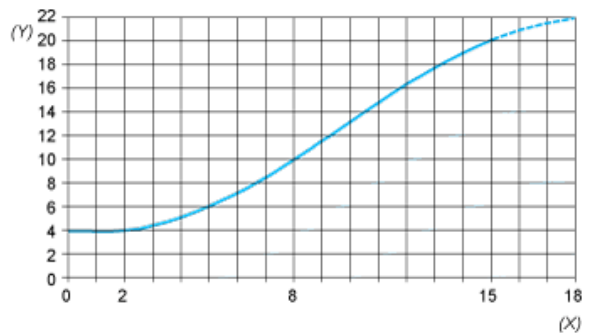
Ensure a minimum of 10 V between the + (terminal 1) and - (terminal 3) of the sensor

	Output current	Load impedance value
12 V	4...20 mA	$R \leq 8.2 \Omega$
24 V	4...20 mA	$R \leq 470 \Omega$

M12



Output Curves



(Y) Is (mA)
(X) Sensors - object distance (mm)